

NSW BUDGET 2024-25



Budget Paper No.03
Infrastructure Statement



2024-25

Infrastructure Statement



Budget Paper No. 3

Circulated by The Hon. Daniel Mookhey MLC, Treasurer

Table of Contents

Chart, Figure and Table List

Focus Box List

About this Budget Paper	i
Chapter 1: Overview	
1.1. The \$119.4 billion Essential Infrastructure Plan	1 - 3
1.2. Four-year capital program	1 - 10
1.3. Funding the delivery of infrastructure	1 - 11
1.4. Existing assets and maintenance program	1 - 13
1.5. Restart NSW Fund (Restart NSW)	1 - 15
Chapter 2: New infrastructure program to support essential services, housing and communities	
2.1 Climate Change, Energy, the Environment and Water	2 - 2
2.2 Communities and Justice	2 - 8
2.3 Customer Service	2 - 12
2.4 Education	2 - 14
2.5 Health	2 - 21
2.6 Jobs and Tourism	2 - 28
2.7 Planning	2 - 30
2.8 Regional NSW	2 - 33
2.9 Transport	2 - 35
2.10 Treasury (including Infrastructure NSW)	2 - 53
Chapter 3: Infrastructure delivered for New South Wales	
3.1 Key infrastructure delivered	3 - 1
3.2 Key projects delivered by Climate Change, Energy, the Environment and Water in 2023-24.....	3 - 2
3.3 Key projects delivered by Communities and Justice in 2023-24.....	3 - 2
3.4 Key projects delivered by Customer Service in 2023-24	3 - 4
3.5 Key projects delivered by Education in 2023-24.....	3 - 5
3.6 Key projects delivered by Health in 2023-24.....	3 - 7
3.7 Key projects delivered by Jobs and Tourism in 2023-24.....	3 - 8
3.8 Key projects delivered by Planning in 2023-24.....	3 - 8
3.9 Key projects delivered by Regional NSW in 2023-24.....	3 - 9
3.10 Key projects delivered by Transport in 2023-24.....	3 - 10
Chapter 4: General Government Sector Projects	4 - 1
Chapter 5: Public Non-financial Corporations Projects	5 - 1

Chart, Figure and Table List

	Page
Chapter 1: Overview	1
Health capital expenditure 2015-16 to 2024-25	Chart 1.1 1-2
Education and skills capital expenditure 2015-16 to 2024-25	Chart 1.2 1-2
Infrastructure program from 2012-13 to 2027-28	Chart 1.3 1-3
Capital expenditure reconciliation	Table 1.1 1-10
Non-financial public sector capital spending by agency group	Table 1.2 1-11
Australian Government contribution to the State capital program 2016-17 to 2027-28	Chart 1.4 1-12
State owned physical assets: value by sector	Table 1.3 1-13
State owned physical assets: value by type, as at 30 June 2023	Chart 1.5 1-13
Maintenance expenses	Table 1.4 1-14
Recurrent maintenance expenditure 2014-15 to 2027-28	Chart 1.6 1-14
Restart NSW Fund (expected position as at 30 June 2024)	Table 1.5 1-15
Chapter 2: New infrastructure program to support essential services, housing and communities	2
Climate Change Fund Spend 2019-20 to 2024-25	Chart 2.1 2-3
Key new Climate Change, Energy, the Environment and Water projects commencing in 2024-25 included in this Budget	Table 2.1 2-5
Key Climate Change, Energy, the Environment and Water projects continuing in this Budget	Table 2.2 2-5
Key new Communities and Justice projects commencing in 2024-25 included in this Budget	Table 2.3 2-9
Key Communities and Justice projects continuing in this Budget	Table 2.4 2-10
Key new Customer Service projects commencing in 2024-25 included in this Budget	Table 2.5 2-12
Key Customer Service projects continuing in this Budget	Table 2.6 2-13
100 New Public Preschools in New South Wales	Figure 2.1 2-17
New public preschools within the Blacktown local government area	Figure 2.2 2-17
New public preschools within the Campbelltown local government area	Figure 2.3 2-18
New public preschools within the Cumberland, Fairfield and Liverpool local government areas	Figure 2.4 2-18
Key new Education projects commencing in 2024-25 included in this Budget	Table 2.7 2-19
Key Education projects continuing in this Budget	Table 2.8 2-19
Key New Health Projects commencing in 2024-25 included in this Budget:	Table 2.9 2-23
Key Health projects continuing in this Budget	Table 2.10 2-23
Key new Jobs and Tourism projects commencing in 2024-25 included in this Budget	Table 2.11 2-28
Key Jobs and Tourism projects continuing in this Budget	Table 2.12 2-28
Key new Planning projects commencing in 2024-25 included in this Budget	Table 2.13 2-31
Key Planning projects continuing in this Budget	Table 2.14 2-31
Key new Regional NSW projects commencing in 2024-25 included in this Budget	Table 2.15 2-34
Key Regional NSW projects continuing in this Budget	Table 2.16 2-34
Key new Transport projects commencing in 2024-25 included in this Budget	Table 2.17 2-35
Key State-wide Transport projects continuing in this Budget	Table 2.18 2-37
Key Sydney Metropolitan Transport projects continuing in this Budget	Table 2.19 2-39
Key Regional and Outer Metro Transport projects continuing in this Budget	Table 2.20 2-46
Pacific Highway, Extension to Raymond Terrace and Hexham Straight	Figure 2.5 2-49
Singleton Bypass	Figure 2.6 2-50
Newcastle Inner City Bypass from Rankin Park to Jesmond	Figure 2.7 2-51
Key Treasury (including Infrastructure NSW) projects continuing in this Budget	Table 2.21 2-53

Chapter 3: Infrastructure delivered for New South Wales		3
Key Climate Change, Energy, the Environment and Water projects delivered in 2023-24	Table 3.1	3-2
Key Communities and Justice projects delivered in 2023-24	Table 3.2	3-2
Key Customer Service projects delivered in 2023-24	Table 3.3	3-4
Key Education projects delivered in 2023-24	Table 3.4	3-5
Key Health projects delivered in 2023-24	Table 3.5	3-7
Key Jobs and Tourism projects delivered in 2023-24	Table 3.6	3-8
Key Planning projects delivered in 2023-24	Table 3.7	3-8
Key Regional NSW projects delivered in 2023-24	Table 3.8	3-9
Key Transport projects delivered in 2023-24	Table 3.9	3-10
Chapter 4: General Government Sector Projects		4
Capital investment by general government sector	Table 4.1	4-3
Chapter 5: Public Non-financial Corporations Projects		5
Capital investment by public non-financial corporations	Table 5.1	5-2

Focus Box List

	Page
Chapter 1: Overview	1
Building more social housing	Box 1.1 1-4
\$22.9 billion building better schools and hospitals	Box 1.2 1-5
Capital investments to increase housing supply and support affordability	Box 1.3 1-7
Delivering the Western Sydney Aerotropolis	Box 1.4 1-8
Parramatta Light Rail Stage 2	Box 1.5 1-9
Chapter 2: New infrastructure program to support essential services, housing and communities	2
Renewable Energy Zones	Box 2.1 2-3
Electric Vehicles Charging Infrastructure	Box 2.2 2-4
Regional Water Security	Box 2.3 2-4
Investment in Social Housing	Box 2.4 2-8
Badgerys Creek Fire Station	Box 2.5 2-8
Promoting digital innovation and reducing cyber risk	Box 2.6 2-12
Regional schools	Box 2.7 2-14
Demonstrating a commitment to 130 new and upgraded schools	Box 2.8 2-15
100 public preschools	Box 2.9 2-17
Health Capital Program	Box 2.10 2-21
Port Macquarie Base Hospital Critical Mechanical and Clinical Infrastructure upgrade	Box 2.11 2-22
Key Health Worker Accommodation Program	Box 2.12 2-22
Building and maintaining community assets	Box 2.13 2-30
Supporting the regions through the Snowy Hydro Legacy Fund	Box 2.14 2-33
Parramatta Light Rail Stage 2 Progress	Box 2.15 2-35
Road Safety	Box 2.16 2-37
Western Sydney Airport Precinct – Multimodal Connectivity	Box 2.17 2-44
Connecting Sydney Roads	Box 2.18 2-45
Pacific Highway, Extension to Raymond Terrace and Hexham Straight	Box 2.19 2-49
Singleton Bypass	Box 2.20 2-50
Newcastle Inner City Bypass from Rankin Park to Jesmond	Box 2.21 2-51
Jervis Bay Road Intersection Upgrade	Box 2.22 2-52

ABOUT THIS BUDGET PAPER

Purpose and scope

Budget Paper No. 3 *Infrastructure Statement* provides information on the Government's infrastructure investment program. The objectives of this budget paper are to:

- present a clear report on the State's planned capital program covering new works and works in progress
- explain how resources have been allocated in the current budget and over the forward estimates for both the general government and public non-financial corporation sectors
- explain how infrastructure investment supports the Government's priorities and service delivery objectives, including the underlying policies and strategies.

This Budget Paper includes the infrastructure investment of agencies that are material to the general government and public non-financial corporation sectors. Budget Paper No. 1 *Budget Statement*, includes an overview of agency classifications by sector. A more detailed glossary is included in *How to Read the Budget Papers*.

The capital projects listed in this *Infrastructure Statement* can be accessed online at <https://www.budget.nsw.gov.au/my-budget> with sorting functionality and a geospatial presentation available.

Structure of Budget Paper No. 3

Chapter	Description
1. Overview	Chapter 1 summarises the State's capital investment across the budget and forward estimates and explains the funding arrangements. It reports the value of the State's physical assets at an aggregate level and maintenance expenditure by the government sector.
2. New infrastructure program to support essential services, housing and communities	Chapter 2 presents key infrastructure projects in delivery and projects that are under development.
3. Infrastructure delivered for New South Wales	Chapter 3 details key infrastructure projects that have been delivered.
4. General Government (GG) Sector Projects	Chapter 4 lists major capital projects and minor works for each group of general government agencies. Project level information is treated as commercial-in-confidence for some parts of the sector and is not reported in detail.
5. Public Non-Financial Corporations (PNFC) Projects	Chapter 5 lists major capital projects and minor works for each public non-financial corporation, grouped by industry sector. Project level information is treated as commercial-in-confidence for some parts of the sector and is not reported in detail.

Agency disclosures

Capital program definitions

Program	Definition
Major Works	Projects with an estimated total cost of \$250,000 or above, split into new projects (approved to begin in 2024-25) and works in progress (commenced before 2024-25 but not yet completed).
Minor Works	Projects with an estimated total cost below \$250,000, such as minor plant and equipment or annual provisions for replacements.
Leases	Projects related to accounting standard <i>AASB 16 Leases</i> .

Project level information

Item	Description
Project description	Name of the capital project.
Location	The location where the infrastructure/project/asset will be built. 'Various' is noted for projects occurring across multiple locations.
Start	The calendar year when construction began or will begin. For planning works, it is the year that planning appraisals and related activities began or will begin.
Complete	The project's expected calendar year of completion. Residual expenditure may occur after the physical completion of the project.
Estimated total cost (ETC)	The current cost estimate of planning, procuring and delivering the infrastructure/project/asset. The ETC is the complete project cost which can include funding in prior years and outside of the forward year estimates. The ETC may change as more detailed planning is undertaken and further information on market conditions becomes available. Large infrastructure acquisitions may be split into several projects, including planning, land acquisition and stages of construction. Due to commercial sensitivities, the ETC for some major works is not included.
Capital allocation 2024-25	The amount of projected expenditure in the 2024-25 Budget.

Notes

- The budget year refers to 2024-25, while the forward estimates period refers to 2025-26, 2026-27 and 2027-28. 'Four years' refers to the period 2024-25 to 2027-28 unless otherwise stated.
- Aggregated numbers are reported on an eliminated basis. Individual agency reporting is done on an uneliminated basis unless otherwise stated.
- Figures in tables, charts and text have been rounded. Discrepancies between totals and the sum of components reflect rounding:
 - estimates under \$100,000 are rounded to the nearest thousand
 - estimates midway between rounding points are rounded up
 - percentages are based on the underlying unrounded values.
- Capital profiles may differ between Budget Paper 2 and Budget Paper 3 due to differences in time periods described.
- For the budget balance, a negative sign indicates a deficit while no sign indicates a surplus.
- One billion equals one thousand million.
- The following notations are used:
 - n.a. means data is not available or is not disclosed for commercial reasons
 - N/A means not applicable
 - no. means number
 - TBC means to be confirmed
 - 0 means not zero, but rounded to zero
 - ... means zero
 - thous means thousand
 - \$m means millions of dollars
 - \$b means billions of dollars
 - () means a negative number when enclosing a number in a table
- Unless otherwise indicated, the data source for tables and charts is NSW Treasury.

1. OVERVIEW

The 2024-25 Budget includes \$119.4 billion investment over four years to rebuild essential services, drive new housing supply and support the growth of existing communities through the Essential Infrastructure Plan.

The State's capital program has been realigned to support the government's objective of delivering more homes close to transport, schools, services and jobs. Building better communities means more neighbourhoods around our major transport investments. It means building neighbourhoods where sporting and recreational facilities are within reach and where walking and cycling are easy options for local journeys.

The infrastructure program is people centred and will focus on building a better New South Wales with vibrant places delivering high quality education, healthcare and supported by arts and culture, quality education, world class healthcare services, and beautiful open and green places. The commitment to building better communities includes investment in regional centres and Western Sydney which is the fastest-growing region in the country.

Housing is the biggest single cost of living pressure for the community, with mortgage or rent payments the largest expense for most households. But housing supply is not matching demand, which is impacting house prices and rents.

This Budget is focussed on increasing the supply of safe, affordable housing. The NSW Government is linking housing targets, infrastructure, and planning reform to support delivery of well-located, well-designed, and well-built homes. This Budget will also prioritise delivery of enabling infrastructure for housing including roads, water, and sewer services.

\$119.4 billion Essential Infrastructure Plan

Social Housing

\$6.1 billion



Transport

\$62.9 billion



Hospitals and Health

\$13.4 billion¹



Schools and Education

\$9.5 billion



Water Entities

\$17.6 billion²



Planning

\$3.0 billion



The 2024-25 Budget invests in government delivery of social and affordable housing across Greater Sydney and regional New South Wales.

The Government is also directing much needed investment towards our critically important schools and hospitals. School students will benefit from a \$9.5 billion investment over four years to support the planning and delivery of schools, including a \$1.0 billion maintenance blitz that will deliver upgrades in communities all across New South Wales.

Our Health system will benefit from \$13.4 billion over four years for hospitals and health facilities including \$200.1 million for healthcare worker housing that attracts key workers to our regions and helps address the housing crisis in these communities.

¹ Health Capital Expenditure includes capital expensing amounts. Further information is provided at footnote (c) of Table 1.2.

² Proposed Capital Expenditure in state-owned water corporations including Water NSW, Sydney Water and Hunter Water.

The Government has made these substantial investments in housing and enabling infrastructure while managing the impact of the Commonwealth Grants Commission decisions which resulted in New South Wales suffering its largest ever fall in its GST share. In addition to this funding impact, the NSW Government is also managing the risks to project delivery from construction market capacity constraints across labour, supply inputs, and the cost of capital. This Budget is therefore focussed on delivering a sustainable infrastructure program that prioritises the most critical infrastructure.

The Government’s infrastructure program continues responsible long-term investment to rebuild essential services that support quality of life and housing for all people in New South Wales. In addition to a significant investment in new assets, this Budget will extract more value from existing infrastructure through investment in asset renewal, critical asset maintenance and planning reforms that focus on maximising value from existing infrastructure capacity and building more houses where people want to live.

Chart 1.1: Health capital expenditure 2015-16 to 2024-25

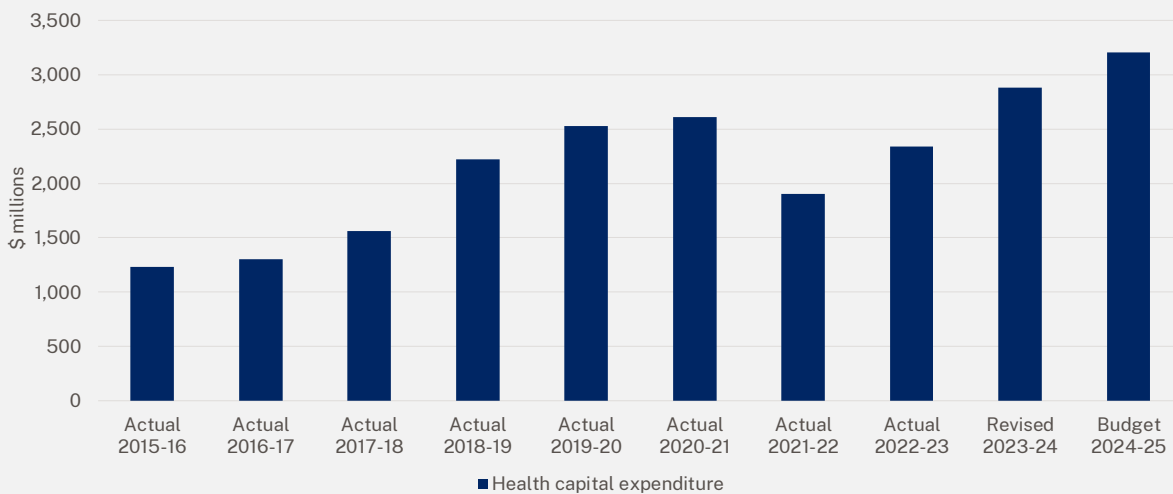
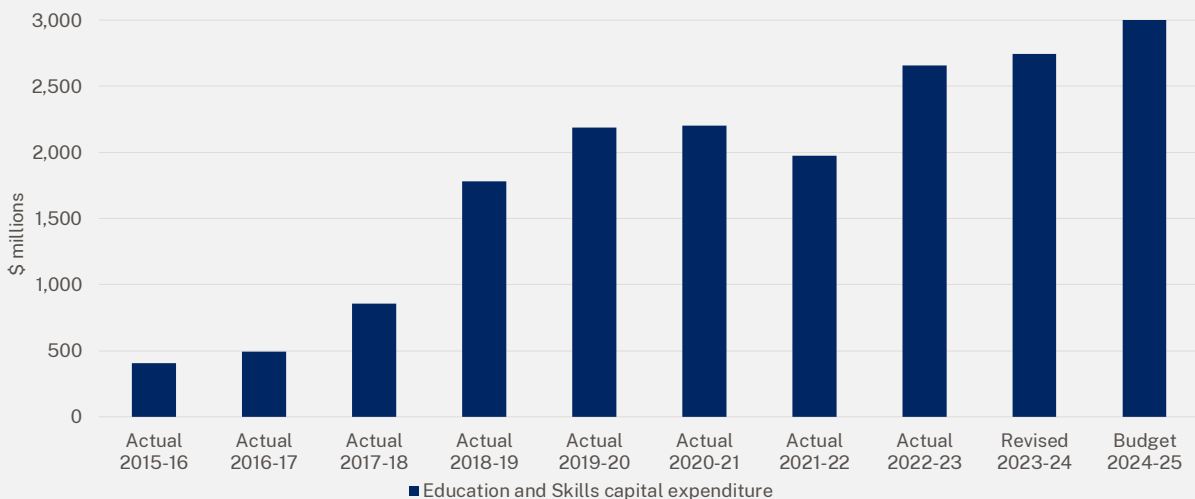


Chart 1.2: Education and skills capital expenditure 2015-16 to 2024-25

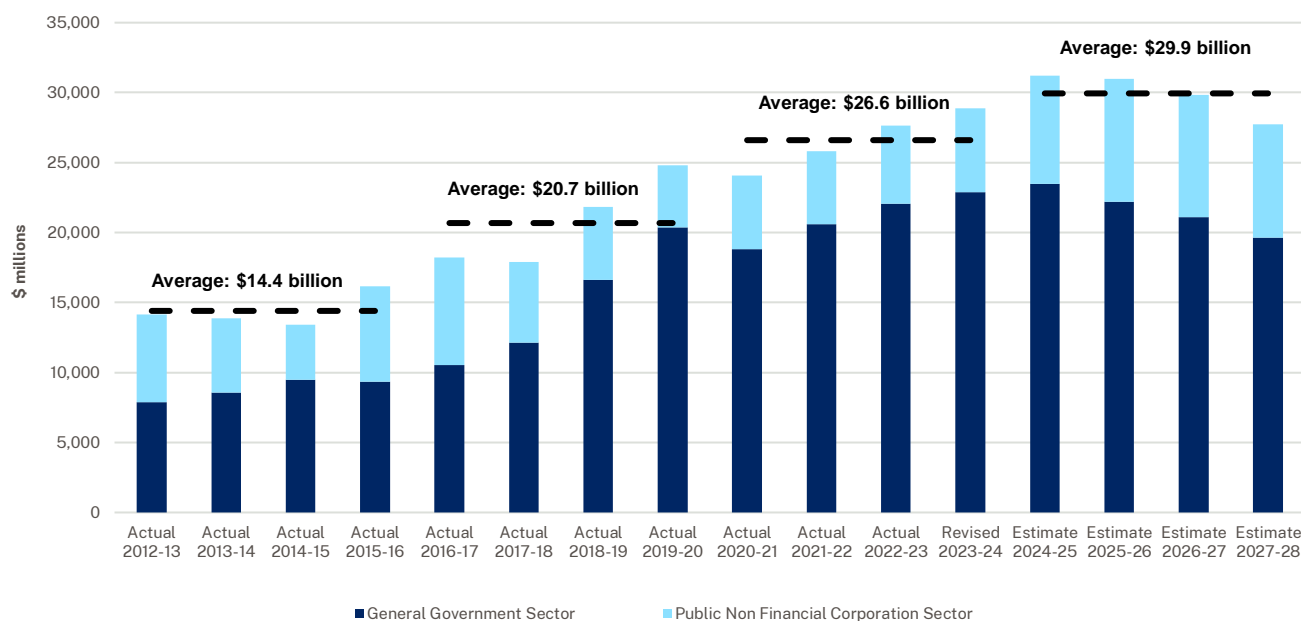


1.1 The \$119.4 billion Essential Infrastructure Plan

The 2024-25 Budget provides \$119.4 billion in capital expenditure over four years to 2027-28 for new investment in public infrastructure over four years to deliver affordable housing, new and upgraded schools, hospitals, clean energy and transport projects.

The average estimated infrastructure investment of \$29.8 billion per annum over four years is 12.0 per cent higher than the average four year investment of \$26.6 billion across the four years 2020-21 to 2023-24. Chart 1.3 shows the projected growth in the State's capital program from 2012-13 to 2027-28.

Chart 1.3: Infrastructure program from 2012-13 to 2027-28



Significant projects continuing or commencing delivery as part of the 2024-25 Budget are detailed below³:

\$6.1 billion investment in social housing, including:

- \$5.1 billion over four years for new social housing
- \$1.0 billion over four years for maintenance.

\$62.9 billion for transport and infrastructure, including:

- \$13.4 billion over four years for Sydney Metro West
- \$5.5 billion over four years for Sydney Metro-Western Sydney Airport
- \$4.2 billion over four years for Western Sydney Harbour Tunnel Upgrade
- \$1.9 billion over four years for Zero Emissions Buses Program
- \$1.2 billion over four years for Sydney Metro City and Southwest
- \$1.1 billion over four years for Road Safety Investment
- \$661.0 million over four years for upgrade of Elizabeth Drive

³ The estimated total cost (ETC) of projects identified in this chapter may include prior year expenditure and expenditure beyond the budget and forward estimates.

- \$605.5 million over four years for widening of Mamre Road
- \$441.5 million over four years for Tangara Fleet Life Extension
- \$327.1 million over four years for delivery of New Bus Services for Western Sydney.

\$13.4 billion for health infrastructure⁴ to plan and deliver new and upgraded hospital builds (estimated total costs shown below), including:

- \$1.3 billion for new Bankstown Hospital
- \$1.0 billion for Nepean Hospital and Integrated Ambulatory Services Stage 1 and Stage 2
- \$940.0 million for Royal Prince Alfred Hospital Redevelopment
- \$835.0 million for John Hunter Health and Innovation Precinct
- \$780.0 million for Liverpool Health and Academic Precinct
- \$781.9 million for New Shellharbour Hospital and Integrated Services
- \$700.0 million for Rouse Hill Hospital
- \$669.8 million for State-wide Mental Health Infrastructure Program
- \$265.0 million for the upgrade of Port Macquarie Hospital
- \$200.1 million for a Key Health Worker Accommodation Program.

\$9.5 billion for education and skills infrastructure, including:

- \$8.9 billion over four years to support the planning and delivery of new and upgraded schools.

Box 1.1: Building more social housing

The 2024-25 Budget provides significant investment for the delivery of more social housing to assist women-led households at risk of or leaving domestic and family violence. More social homes are needed urgently, to address historic underinvestment and ensure that everyone has a safe and affordable place to call home.

This investment forms part of the NSW Government's "Building Homes for NSW" program which will help tackle the State's housing crisis and unlock up to 30,000 new homes.

The Budget includes⁵

- \$5.1 billion over four years for new social housing. This will fund the land purchase and construction of 8,400 new social homes (which includes 2,200 replacement), with a focus on housing for women leaving domestic violence
- \$810.0 million for critical maintenance and minor works that bring homes back online and prevent disrepair
- \$202.6 million over four years to the Aboriginal Housing Office (AHO) to support critical capital maintenance of First Nations social housing.

⁴ Health Capital Expenditure includes capital expensing amounts. Further information is provided at footnote (c) of Table 1.2.

⁵ Housing measures include a mix of recurrent and capital expenditure in the general government and public non-financial corporation sectors.

Box 1.2: \$22.9 billion building better schools and hospitals

The 2024-25 Budget includes new investment to deliver the Government's commitment to new and upgraded schools and hospitals that are the foundation of our vital education and health services.

The building better schools and hospitals program prioritises new investments in growing communities including the first new hospital in Western Sydney in 30 years and new and upgraded schools.

The \$22.9 billion pipeline is possible because of the NSW Government's restrained spending and reduction in forecast gross debt.

New investments have been allocated for hospitals and health facilities including:

- \$200.1 million to implement a Key Health Worker Accommodation Program to respond to the current lack of housing supply in rural and regional areas
- \$265.0 million for a critical upgrade of Port Macquarie Hospital to provide a greater range and enhancement of clinical services, including emergency and maternity services for the communities of the Mid North Coast
- \$395.3 million to deliver ongoing hospital redevelopments at Eurobodalla, Ryde, Temora, Mental Health Complex at Westmead, Liverpool, Moree, Nepean, Cessnock and Shellharbour.

The 2024-25 Budget includes \$8.9 billion over four years to support the planning and delivery of new and upgraded schools. This investment will target the replacement of demountables and meet the needs of growing communities by providing additional classrooms. New projects being delivered include:

- A new primary and a new high school at Box Hill, a new primary and a new high school at Huntlee and a new primary school at Calderwood
- School upgrades at Riverbank Public School and The Ponds High School, Austral Public School, Leppington Public School, Googong Public School, Northern Beaches Secondary College Cromer Campus, and a multi-purpose hall that will be used by Yennora Public School and Verona School
- \$1.0 billion school maintenance blitz to deliver school improvements in communities all across New South Wales.

Chapter 2 of this *Infrastructure Statement* provides further details on infrastructure projects the Government is delivering.

An action plan for housing reform

New South Wales is growing. Almost one in four Australians live in Greater Sydney and its environs which extends to the Central Coast, Newcastle and the Illawarra-Shoalhaven. One million more residents are expected to call New South Wales home by 2034.

Despite heightened demand, the rate of supply of new homes is also declining. Residential building approvals have fallen since mid-2021. Multiple factors have driven this, including shortages of construction materials and labour, limited market feasibility, and rising interest rates. In the five years to December 2023, nearly 260,000 homes were built in New South Wales, or around 52,000 each year. In the 12 months to December 2023, only around 46,000 homes were completed.

Housing affordability pressures are affecting more households, and a growing number of renters face challenges finding properties given record low vacancy rates. The supply of housing stock also lacks a diverse range of housing types such as semi-detached, terraces and small apartment blocks to meet changing demographics and shifting consumer housing preferences.

Key elements to unlock the supply of more housing in places where people want to live include:

- **Diverse and well-located housing** to increase housing supply in priority locations close to existing infrastructure, amenities and jobs and reduce the reliance on greenfield areas on the fringes of Sydney
 - Transport Oriented Development (TOD) Program – State-led rezonings within 1,200 metres of eight priority transport hubs and a new State Environmental Planning Policy to facilitate more mid-rise housing and mixed-use development within 400 metres of 37 other well-located transport hubs and town centres.
 - Low and Mid Rise reforms - current zoning rules in Sydney make it difficult to provide the diverse range of housing types needed to accommodate a growing population, changing demographics and a wide range of housing preferences. Planning controls have been amended to facilitate more options for low and mid rise residential buildings.
 - Fairer Housing Targets - the five-year targets ensure that while all areas of Greater Sydney are expected to build more homes to help address the housing crisis, new housing will be more fairly rebalanced from the west of Sydney towards the east and north of Sydney.
- **Modernised housing delivery** to ensure new housing is well-designed and well-located to meet the needs of current and future generations
 - Developing a ‘Pattern Book’ of endorsed housing designs for residential buildings of up to six storeys to facilitate more high-quality, sustainable housing that suits the local area. Developers who use the pattern book will have access to an accelerated approval pathway so that builders can get on site faster, and people can move into new homes sooner.
- **Faster and more streamlined assessments** to speed up planning and assessment processes for new housing.
 - The Faster Assessments Council Incentives and Grants Program will provide \$200.0 million to incentivise councils to meet and beat housing targets, by providing grants to fund more green space such as parks, sporting facilities and smaller pocket parks, plus maintenance of local streets and footpaths which councils maintain.

Box 1.3: Capital investments to increase housing supply and support affordability

The 2024-25 Budget includes additional capital expenditure for market and key worker housing and to deliver enabling infrastructure.

Key capital initiatives include:

- \$2.1 billion provisioned for Parramatta Light Rail Stage 2 and \$93.0 million for road upgrades and planning projects, which will support housing supply in high growth areas of the State and build better, connected communities
- \$200.1 million for key health worker accommodation across rural and regional areas of the State
- \$62.0 million to support the delivery of up to 6,000 homes to be built in across the Greater Macarthur, Greater Penrith, Eastern Creek and the Western Sydney Aerotropolis by continuing conservation activities under the Cumberland Plain Conservation Plan, as part of a total additional capital and recurrent investment of \$137.9 million
- \$20.4 million for the NSW Planning Digital Environment, to deliver the NSW Planning Portal Customer-First Program and embed a new operating model to enable system improvements and efficiencies, as part of a total capital and recurrent investment of \$253.7 million to bolster the State's planning system
- \$17.2 million to acquire land in the north-west growth area of Sydney to support the delivery of up to 475 new homes.

The Budget also includes a \$450.0 million equity injection to Landcom for a Key Worker Build to Rent Program in metropolitan areas of the State.

Infrastructure for Western Sydney

The NSW Government is committed to improving the quality of life for Western Sydney families and expanding access to new jobs growing out of development opportunities around the new Western Sydney Airport.

Western Sydney is the fastest-growing region in the country, with a population expected to grow from two million to three million people over the next two decades.

As a part of the 2024-25 Budget, investment will continue to support the growth of Western Sydney including:

- \$1.3 billion for road upgrades under the Urban Roads Fund including widening Richmond Road at Townson Road, Garfield Road East and Elizabeth Drive at Kemps Creek
- \$327.1 million for Buses and new services to connect Campbelltown, Liverpool and Penrith to the new Western Sydney Airport
- \$25.0 million for planning for the Blue Mountains Hospital Redevelopment
- \$15.0 million for planning for a new public hospital in the Western Parkland City region.

Box 1.4: Delivering the Western Sydney Aerotropolis

The 2024-25 NSW Budget will help open Western Sydney to the world, with more than \$1.0 billion for roads connecting people and communities with the new International Airport and Bradfield City Centre.

The Western Sydney Aerotropolis is set to become a thriving economic centre, creating new jobs and opportunities for the people of Western Sydney. Located around the new Western Sydney International Airport at Badgerys Creek, the Aerotropolis will focus on advanced manufacturing, technology, research, training and education, freight and logistics, agribusiness, and mixed-use development. At its heart will be Australia's newest city – Bradfield City Centre.

Connecting Western Sydney International Airport, which is due to open in 2026, to communities is a key priority of this Budget. This commitment builds on recently announced funding for the same roads by the Australian Government.

This Budget includes:

- \$500.0 million for the widening and upgrade of Mamre Road between Erskine Park and Kemps Creek, a key freight route and zone for commercial development. This takes total Federal-State funding of Mamre Road to \$1 billion
- \$400.0 million to upgrade Elizabeth Drive which will link people directly to the new airport and connect major arteries of Mamre and Northern Roads. This takes the total funding for Elizabeth Drive to \$800 million in partnership with the Australian Government.

This Budget delivers an additional \$110.2 million to fully fund M7/M12 interchange to the airport without a toll.

This Budget also continues planning for the Eastern Ring Road and Badgerys Creek South Road – key future projects for the airport.

The two roads will connect to create the long-term north-south corridor east of the airport. The Eastern Ring Road will perform a major freight function and ultimately create a further connection for bus services into the airport.

Planning and construction will be staged and sequenced to ensure the road network meets growth and travel demand.

This Government is also investing \$15.4 million for a new Bradfield City fire station which is the first step to ensuring the airport and neighbouring industrial and commercial centres have essential safety services.

Box 1.5: Parramatta Light Rail Stage 2

The NSW Government has provisioned \$2.1 billion to deliver Parramatta Light Rail Stage 2 to build better, connected communities in Sydney's growing west. The 2024-25 Budget paves the way to start construction on this essential project.

This investment would unlock development potential and deliver frequent and reliable public transport options for residents in fast-growing suburbs like Wentworth Point. Passengers would be able to travel from Sydney Olympic Park to Camellia in around 30 minutes, and on to the Parramatta CBD in another 7 minutes.

The 12 kilometre alignment would link the Parramatta CBD to Sydney Olympic Park via Camellia, Rydalmere, Ermington, Melrose Park and Wentworth Point with 14 new stops, and 8.5 kilometre of new walking and cycling paths.

Construction would be phased, with initial work to begin later this year on a new 320-metre public and active transport bridge over Parramatta River, between Melrose Park and Wentworth Point.

This investment builds on the \$1.9 billion announced by the Australian Government in the 2024-25 Budget for Western Sydney roads and transport projects. Together it will meet existing needs of the local community and unlock new opportunities for people to work and live in Western Sydney.

This Budget includes \$5.2 billion for Western Sydney Roads which is the most substantial investment for Western Sydney roads. The essential projects address previous underinvestment in the crucial infrastructure required to support growing communities and jobs.

The NSW Government's measured approach to spending has allowed for the accelerated investment in roads and public transport to support the infrastructure needs of Australia's fastest growing region.

More detail on this investment can be found in the *Our plan for Western Sydney Budget* publication.

Delivering for regional communities

The 2024-25 Budget delivers infrastructure in regional and rural NSW. Important projects being delivered for regional communities include:

- \$137.5 million in Restart NSW reservation for Nelson Bay Road to Bobs Farm
- \$85.0 million for housing supply enabling Restart NSW commitments in regional New South Wales under the Housing Infrastructure Fund
- \$70.0 million in Restart NSW reservation for Inland Rail
- \$28.6 million in Restart NSW reservation for the Heavy Vehicle Rest Area Program
- \$25.0 million in Restart NSW reservation for Avoca Drive Upgrade
- \$8.0 million in Restart NSW reservation for the Nowra Bypass
- \$6.6 million Restart NSW commitment Yass Water Treatment Plant
- \$5.0 million for Narooma Bridge Planning.

For more detailed information on the Government's investment in regional areas, see the *Our plan for Regional New South Wales* budget publication.

1.2 Four-year capital program

The Government's capital investment program is forecast to be \$119.4 billion over the four years to 2027-28. Table 1.1 provides a reconciliation of capital expenditure between the 2023-24 Half-Yearly Review and the 2024-25 Budget.

The timing and cost of infrastructure projects can often change due to factors outside the control of government. Examples of this include changes in economic conditions, variations to Australian Government grants and accounting and technical adjustments (including accounting standard changes).

Variations since the 2023-24 Half-Yearly review reflect central adjustments for capital slippage, as informed by historical data. Capital slippage occurs when there are delays in spending compared to a project's forecast profile. The result is that the expenditure is forecast to shift into future years.

Table 1.1: Capital expenditure reconciliation

	2023-24 Revised \$m	2024-25 Budget \$m	2025-26 \$m	2026-27 Forward Estimates \$m	2027-28 \$m
Capital – 2023-24 Half-Yearly Review	29,582	31,874	28,502	27,036	n.a.
Variations since 2023-24 Half-Yearly Review	(472)	(566)	2,359	2,616	n.a.
Capital – 2024-25 Budget	29,109	31,308	30,861	29,652	27,571

Breakdown of the capital program

Table 1.2 details the breakdown of capital expenditure by agency group. Approximately half of the program reflects the Government's investment in transport infrastructure, which includes large scale projects such as Sydney Metro City and Southwest and the Western Harbour Tunnel. Significant investment is also proposed for the state-owned water corporations including Sydney Water and Hunter Water. The program also includes on-going investment in Health and Education infrastructure over the four years to 2027-28.

More information on individual agency capital programs is provided in Chapter 2.

Table 1.2: Non-financial public sector capital spending by agency group^(a)

	2024-25	2025-26	2026-27	2027-28	Four-year total	
	Budget	Forward Estimates				
	\$m	\$m	\$m	\$m	\$m	%
Transport ^(b)	17,633	18,099	15,484	11,705	62,921	52.7
Health ^(c)	3,207	3,913	3,662	2,056	12,838	10.8
Education and Skills	3,037	2,515	2,178	1,801	9,532	8.0
Communities and Justice	2,022	1,832	1,709	1,573	7,135	6.0
Climate Change, Energy, the Environment and Water	2,043	1,176	837	422	4,477	3.8
Planning	1,235	755	394	645	3,030	2.5
Customer Service	351	288	223	143	1,004	0.8
Jobs and Tourism	522	224	120	43	909	0.8
Treasury	163	99	96	85	444	0.4
Regional NSW	135	43	25	23	226	0.2
Water Entities (State-owned Corporations) ^(d)	3,735	4,467	4,798	4,618	17,619	14.8
Other ^(e)	(2,775)	(2,551)	127	4,456	(743)	(0.6)
Total	31,308	30,861	29,652	27,571	119,392	100.0

(a) Numbers represented in the table are on an eliminated Government Sector basis. This table does not align with individual agency reporting elsewhere in these Budget Papers which is done on an uneliminated basis.

(b) Includes Transport PNFC agencies.

(c) Health uneliminated spending on capital is forecast to total \$13.4 billion over the four years to 2027-28. Table 1.2 does not include \$147.3 million in 2024-25, \$141.0 million in 2025-26, \$117.1 million in 2026-27 and \$117.1 million in 2027-28 for minor capital spending for the construction of health capital projects which fall below a capitalisation threshold and are not reported as capital expenditure.

(d) Comprises of Water NSW, Sydney Water and Hunter Water Corporations.

(e) Comprises energy and property PNFC agencies. 2024-25 budgets are set out in Chapter 5. Also includes provisions and slippage forecasts not allocated to an agency.

1.3 Funding the delivery of infrastructure

State funding

The total State funded program is forecast to be \$106.3 billion over the four years to 2027-28. State sources are predominantly comprised of borrowings and not privatisation of public assets.

Australian Government funding

The Australian Government co-funds selected infrastructure projects across New South Wales and is forecast to contribute \$13.1 billion to NSW's infrastructure program over the four years to 2027-28.

The Australian Government released its Independent Strategic Review of the Infrastructure Investment Program in November 2023. The Review resulted in the cancellation of funding for 17 infrastructure projects, with a reduction in grant revenue of \$3.5 billion over 10 years or \$1.8 billion over four years to 2027-28. This amount was quarantined to NSW land transport projects as unallocated provision.

Through collaborative engagement, the 2024-25 Commonwealth Budget announced on 14 May 2024 included \$4.6 billion allocated to NSW over 10 years or \$2.2 billion over four years to 2027-28. The Australian Government commitment includes \$1.5 billion as unallocated provision for new transport investment priorities and cost pressures for Australian Government funding consideration in their future budgets.

The announcement included \$1.9 billion for transport projects in Western Sydney and an additional \$578.6 million to support delivery of existing projects.

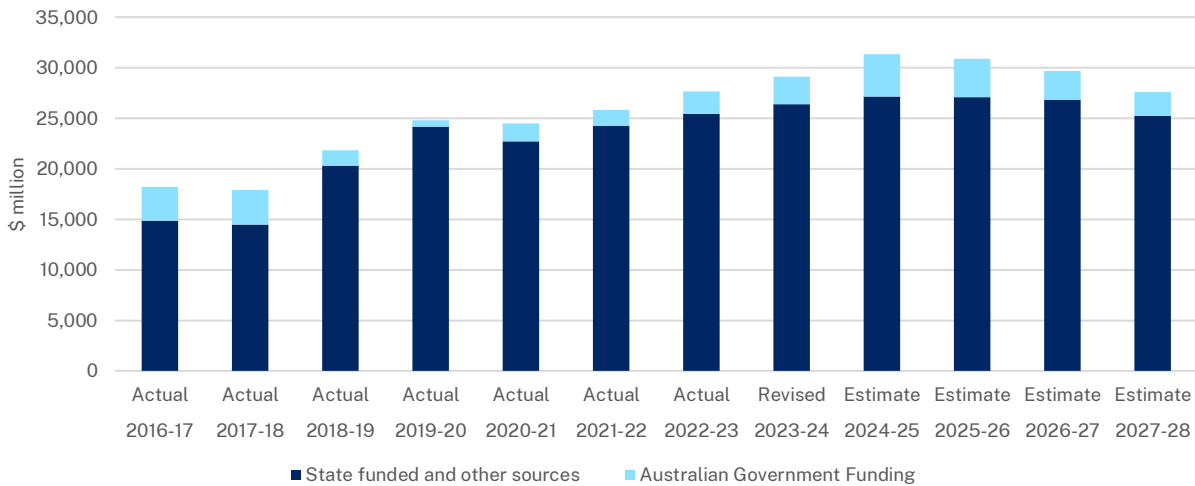
This funding underlines the importance of supporting growth in Western Sydney and builds on joint investments by New South Wales and the Australian Government in road and transport projects across the region.

Key project funding detail includes:

- \$500.0 million Australian Government investment in Mamre Road Stage 2
- \$400.0 million to deliver priority sections of Elizabeth Drive upgrade
- \$115.0 million commitment for Mulgoa Road Stage 2
- \$603.3 million investment for Richmond Road, Garfield Road and Memorial Avenue
- \$100.0 million deliver new infrastructure to support bus services to the Western Sydney International Airport
- \$30.0 million investment for the final business case for Stage 1 of the Western Sydney Freight Line.

Chart 1.4 shows the Australian Government’s contribution as a proportion of the total state capital program over the years 2015-16 to 2027-28.

Chart 1.4: Australian Government contribution to the State capital program 2016-17 to 2027-28



1.4 Existing assets and maintenance program

Existing assets

The Government's asset base plays a critical role in the provision of high-quality services. Asset management by agencies is the cornerstone of a sustainable infrastructure portfolio. It enhances the reliability, efficiency, resilience and longevity of critical infrastructure, equipment and systems necessary for services provided to the community.

Table 1.3 shows that the State's asset base will grow as a result of the Government's Essential Infrastructure Plan.

Table 1.3: State owned physical assets: value by sector^{(a)(b)}

As at 30 June	2021 Actual \$m	2022 Actual \$m	2023 Actual \$m	2024 Revised \$m	2025 Budget \$m
General Government Sector	272,058	302,257	349,717	373,492	387,596
Public Non-Financial Corporations	118,886	134,465	138,836	175,878	181,924
Total^(c)	391,487	436,785	488,600	549,977	570,383

(a) Net of accumulated depreciation.

(b) Includes investment properties.

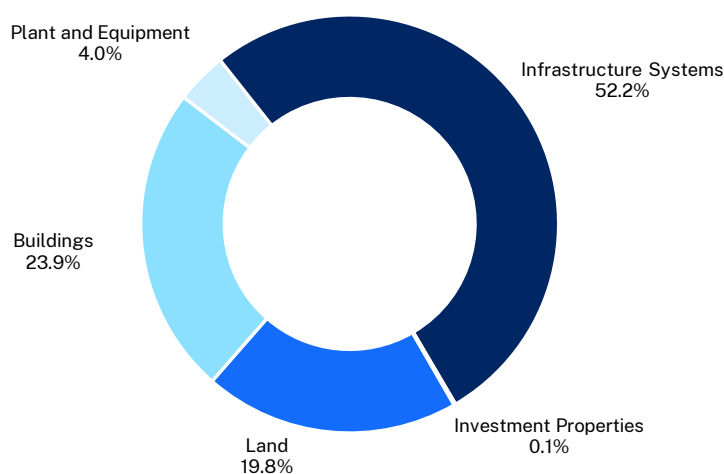
(c) Consolidated total may not equal the sum of the individual sectors due to differences in classification between the individual sectors and the consolidated sector.

NSW Government agencies are continuing to implement the *Asset Management Policy for the NSW Public Sector (TPP19-07)*. The policy seeks to enable agencies and the Government to use data and evidence to effectively balance cost, risk and asset performance in decision making.

The increasing size of the State's asset base reinforces the need for strong asset management capability to ensure the asset base remains fit for purpose and can support the needs of NSW residents.

The *State of Infrastructure Report*, prepared annually by Infrastructure NSW, examines the performance of the State's physical asset base, informed by findings from Infrastructure NSW's assurance of the *Asset Management Policy for the NSW Public Sector*.

Chart 1.5: State owned physical assets: value by type, as at 30 June 2023



(a) Infrastructure Systems are assets that comprise public facilities and provide essential services. They also enhance the productive capacity of the economy, including roads, bridges, and water infrastructure and distribution works.

Infrastructure maintenance

Agencies maintain their physical assets to support the delivery of high-quality services. Ongoing investment in maintenance is vital to ensure the State’s asset base is able to provide the services people need.

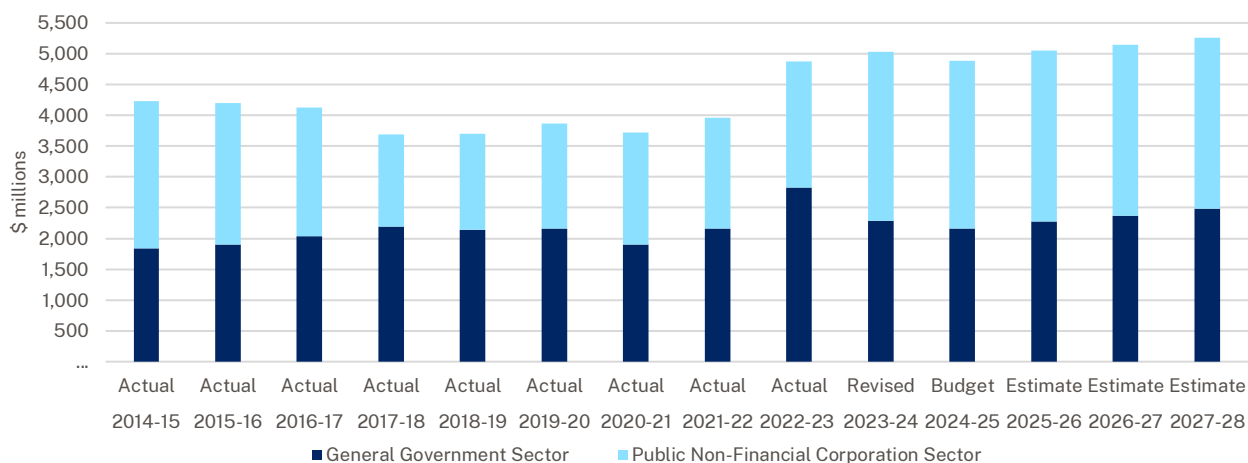
Table 1.4 shows the forecast maintenance expenditure estimates for the general government and public non financial corporations sectors across the four years to 2027-28, while Chart 1.6 shows recurrent maintenance expenditure from 2013-14 to 2027-28.

Table 1.4: Maintenance expenses^(a)

	2023-24		2024-25	2025-26	2026-27	2027-28
	Budget	Actual	Budget	Forward estimates		
	\$m	\$m	\$m	\$m	\$m	\$m
General Government Sector	2,346	2,284	2,160	2,276	2,365	2,486
Public Non-Financial Corporation Sector	2,566	2,743	2,726	2,773	2,781	2,777
Total	4,910	5,019	4,874	5,035	5,127	5,244

(a) Total spending may not equal the total of general government and PNFC expenditure due to intra-sector purchases.

Chart 1.6: Recurrent maintenance expenditure 2014-15 to 2027-28



1.5 Restart NSW Fund (Restart NSW)

The 2024-25 Budget approved \$899.4 million in new Restart NSW commitments and \$474.1 million in new reservations. Over half of new reservations are for projects in regional NSW.

These infrastructure investments are to improve economic growth and productivity in New South Wales, including regional New South Wales.

Table 1.5: Restart NSW Fund (expected position as at 30 June 2024)

	Restart NSW
Total inflows	\$37.9 billion
Commitments	\$35.7 billion
Reservations	\$2.0 billion
Unallocated balance ^(a)	\$0.2 billion

(a) Total inflows include the recognition of unrealised investment returns in the NSW Infrastructure Future Fund (NIFF) as an inflow into Restart NSW.

2. NEW INFRASTRUCTURE PROGRAM TO SUPPORT ESSENTIAL SERVICES, HOUSING AND COMMUNITIES

This Budget continues the New South Wales Government's substantial infrastructure program designed to improve essential services, housing, and community support throughout the state. Key components of this program include significant investments in both new and improved infrastructure with a strong focus on increasing housing supply.

This year, the New South Wales Government's infrastructure initiatives continue to prioritise the growth and sustainability of our state by deploying investments in growing communities which promote affordable housing.

In addition, the program dedicates substantial resources to improving our transport systems, investment in new schools and hospitals, and the energy transition we need to secure a clean and sustainable future.

Highlights of the Government's current infrastructure pipeline include:

- \$62.9 billion for public transport and infrastructure
- \$13.4 billion for health infrastructure
- \$9.5 billion for schools and skills infrastructure
- \$7.1 billion to build stronger communities
- \$6.1 billion for social housing
- \$4.5 billion for Climate Change, Energy, the Environment and Water infrastructure.

The \$119.4 billion Essential Infrastructure Plan delivers new investment in schools and hospitals, without privatising public assets.

2.1 Climate Change, Energy, the Environment and Water



The Department of Climate Change, Energy, the Environment and Water works to protect the State's natural resources, environment and heritage.

It leads the way on climate change, driving the sustainable transition to a net zero economy, powered by affordable, reliable, and clean energy.

\$4.5
billion

Capital
Expenditure
to 2027-28

\$2.0
billion

Capital
Expenditure
2024-25

The portfolio works to conserve and protect the state's natural environment. It manages the NSW national park estate, including its rich and diverse biodiversity and First Nations cultural heritage for future generations.

It progresses the sustainable management of water resources across the state, to support the environment, communities and industry which is also an integral part of the portfolio.

This Budget includes capital investment of \$4.5 billion in Climate Change, Energy, the Environment, Heritage and Water Portfolios over the four years to 2027-28. The commercial water entities of Sydney Water Corporation, Hunter Water Corporation and Water NSW propose to invest a further \$17.6 billion over the four years to 2027-28 to support growth and to sustain reliable water and wastewater services for customers. Additional information can be found in the public financial corporations project listings in Chapter 5 of this Budget Paper.

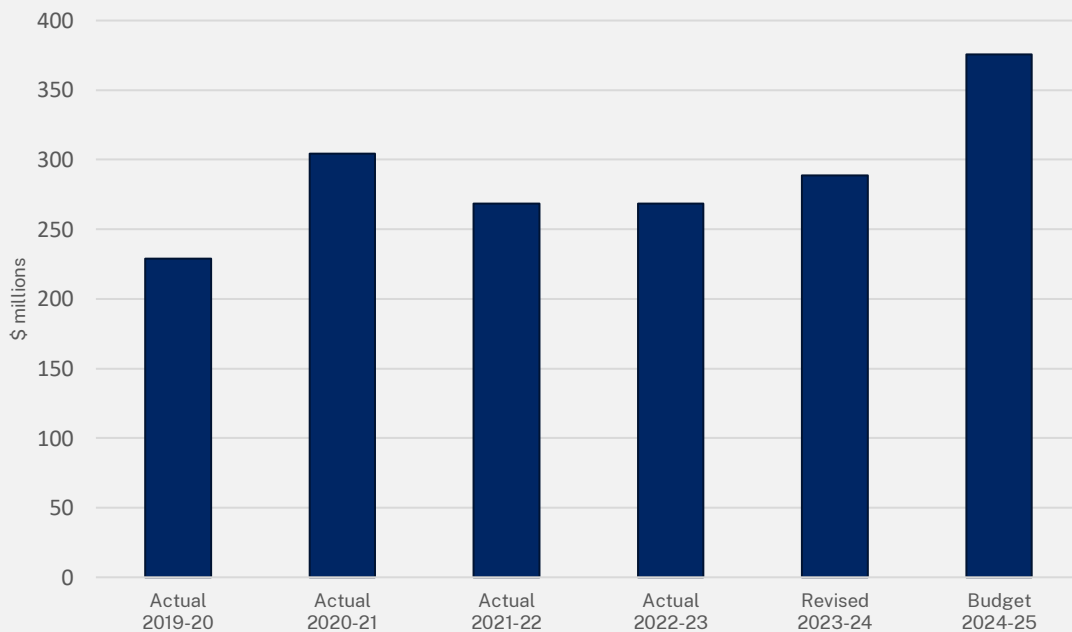
Box 2.1: Renewable Energy Zones

Renewable Energy Zones (REZs) are the equivalent of modern day power stations, bringing together renewable energy, storage and transmission at the scale needed to maintain a reliable energy system.

The five Renewable Energy Zones; Central West Orana, New England, South West, Hunter Central Coast and Illawarra, will group new wind and solar power generation and storage where it can be efficiently stored and transmitted across New South Wales. The REZs will keep NSW electricity reliable and affordable as coal-fired power stations retire, delivering large amounts of new energy to power our regions and cities.

In May 2024, EnergyCo secured a \$490.0 million investment in the Central-West Orana REZ. The finance is from the Clean Energy Finance Corporation Rewiring the Nation Fund. The Clean Energy Finance Corporation investment will support timely development of the Central-West Orana REZ, critical to delivering lower cost renewable energy to the National Electricity Market.

Chart 2.1: Climate Change Fund Spend 2019-20 to 2024-25



The Transmission Acceleration Facility (TAF) has been established to develop transmission projects to the stage where they can be delivered by a private operator who will pay for the costs incurred to date. It also enables community and employment benefits from the REZs to be brought forward to support host community engagement and outcomes. The estimates over four years to 2027-28 do not include the anticipated receipts from the recycling of the State’s investment to develop the Central West Orana (CWO) REZ project. The cash receipt from the anticipated transaction with the Network Operator for the CWO REZ will be budgeted for when the transaction is finalised, as will be the case for other major asset transactions initiated as part of the energy transition.

Box 2.2: Electric Vehicles Charging Infrastructure

The NSW Government has committed to increase electric vehicle (EV) sales to more than 50.0 per cent of new cars sold in New South Wales by 2030. More electric vehicles will drive down the cost of transport for NSW households and assist New South Wales to meet its net zero emissions targets. The Government's commitment includes:

- \$149.0 million to co-fund EV fast chargers which reduces the time taken to top up batteries
- \$105.0 million to support business and local government fleets to procure EVs and charging infrastructure
- \$20.0 million to co-fund EV destination chargers at regional tourist destinations in New South Wales
- \$10.0 million to co-fund EV kerbside chargers in metropolitan New South Wales to support EV drivers without access to off street parking
- \$10.0 million to co-fund EV ready buildings to retrofit EV infrastructure in apartment buildings.

The NSW Government is committing a further \$263.5 million to underpin the rollout of an updated NSW EV Strategy.

Box 2.3: Regional Water Security

The 2024-25 Budget provides more than \$362.3 million over four years to improve water security for regional communities and industries, as well as improving environmental water quality for recreation, river health and wildlife habitat. This work, co-funded by the Australian Government, includes projects for water recovery and improving river health across the Murray-Darling Basin. Key capital investments include:

- \$281.6 million over three years to improve river flow management, replace ageing infrastructure and support native fish populations in the Murrumbidgee and Murray regions, as part of the Sustainable Diversion Limit Adjustment Mechanism (SDLAM) Acceleration Program
- \$34.7 million over three years to replace pump stations along the Nyngan to Cobar pipeline
- \$23.7 million in 2024-25 for the Northern New South Wales Fish Passage to remove river constraints to boost native fish populations in Northern New South Wales, funded through the Northern Basin Toolkit program
- \$22.3 million in 2024-25 to upgrade water security in Wilcannia and enhancing cultural connection through the development of a Community River Place.

Table 2.1: Key new Climate Change, Energy, the Environment and Water projects commencing in 2024-25 included in this Budget

Project	Estimated total cost	Expenditure over four years to 2027-28
Port to Project – Road Upgrades and Newcastle Port Logistics Precinct		
Infrastructure upgrades of regional roads and the Newcastle Port to enable the safe and timely transport of large renewable energy equipment components. This equipment will support REZ projects and other NSW Roadmap and Commonwealth energy projects in Regional NSW. This project includes storage of the equipment portside prior to transporting.	\$128.5 million	\$128.5 million
National Parks Visitor Infrastructure Management		
Investing in National Parks visitor facilities, so they are safe, accessible, and open, and ensuring increasing visitor demand can be managed sustainably.	\$33.4 million	\$33.4 million

Table 2.2: Key Climate Change, Energy, the Environment and Water projects continuing in this Budget

Project	Estimated total cost	Expenditure over four years to 2027-28
Transmission Acceleration Facility		
The Facility will help fast-track critical energy infrastructure to deliver lower cost and more reliable energy for all NSW consumers including:		
<ul style="list-style-type: none"> Central-West Orana Renewable Energy Zone New England Renewable Zone and Hunter Transmission Project. 	\$4.4 billion	\$3.1 billion
The Transmission Acceleration Facility is a \$2.0 billion recycling funding facility where development funding is provided for projects and host community and employment benefits from the Facility and is recovered from private investors thereby replenishing the Facility to support further projects until final repayment in 2040.		
Sustainable Diversion Limit Adjustment Mechanism (SDLAM)		
An Australian Government funded program improving river flow management, replacing ageing infrastructure and supporting native fish populations in the Murrumbidgee and Murray regions.	\$311.0 million	\$281.6 million
National Parks Strategic Fire Trail Network Upgrades		
Upgrade of strategic fire trails in national parks, to support the effective management of bushfires to prevent loss of life, property, and biodiversity.	\$172.8 million	\$71.7 million
Improving Access to National Parks		
Improving access to the natural beauty of NSW national parks and supporting local tourism by upgrading and extending walking trails and improving visitor infrastructure and facilities.	\$149.6 million	\$6.9 million
Reserve Establishment and Activation		
Continuing investment of a fund to support the establishment and activation of reserves, fill critical gaps in the national parks estate and enhance regional tourism and economic benefits.	\$120.0 million	\$8.5 million
Great Walks: Multi-day Walking Experiences		
Creating multi-day walking trails: the Gardens of Stone Walk and the Great Southern Walk and Illawarra Mountain Biking Network.	\$80.4 million	\$66.2 million

Project	Estimated total cost	Expenditure over four years to 2027-28
Upgrades to National Parks Firefighting Capacity		
Upgrading the National Parks and Wildlife Service firefighting capacity to support hazard reduction activities across the State's national parks and minimise bushfire risk to life, property, and the environment.	\$94.8 million	\$34.5 million
Dorrigo Escarpment Walk and the Arc Rainforest		
Creating a four-day, three-night walk through World Heritage rainforest and towering eucalypts that will feature dramatic escarpments and scenic waterfalls. Working in partnership with local First Nations groups, capital works include a new visitor centre, elevated treetop walkway and visitor accommodation.	\$56.4 million	\$52.2 million
Koala Strategy		
The NSW Koala Strategy will help secure koalas in the wild by protecting, restoring and improving the condition of koala habitat, supporting local communities to conserve koalas, improving koala safety and health, and building knowledge to improve koala conservation.	\$52.8 million	\$25.9 million
Georges River Koala National Park		
The establishment of a new Georges River Koala National Park to protect one of the largest koala populations in metropolitan Sydney. The project includes construction of visitor infrastructure such as walking and cycling paths, amenity blocks and carparks to support recreational activities.	\$47.9 million	\$26.1 million
Nyngan to Cobar pump station replacement		
Replacing pump stations along the Nyngan to Cobar pipeline, supporting communities and industries in central NSW.	\$38.9 million	\$34.7 million
Northern NSW Fish Passage		
Removing river constraints to boost native fish populations in Northern NSW, funded through the Northern Basin Toolkit program.	\$37.6 million	\$23.7 million
Me-Mel (Goat Island) Remediation		
Remedial works to clean up and repair the Me-Mel island in Sydney Harbour ahead of transferring ownership back to traditional owners. Works will include the repair of seawalls and buildings, improved wharf access, upgraded services and the removal of contaminants such as asbestos and lead.	\$36.7 million	\$34.7 million
Great Koala National Park		
The capital component of an \$80.0 million investment to create the Great Koala National Park to preserve large tracts of koala habitat on the Mid-North Coast of New South Wales.	\$28.5 million	\$28.5 million
Cumberland Plain Conservation Plan		
To deliver biodiversity offsets conserving biodiversity in Western Sydney under the Cumberland Plain Conservation Plan.	\$28.0 million	\$28.0 million
Wilcannia Water Security		
Upgrading water security in Central Darling Shire, as well as delivering job training and enhancing cultural connection through the development of a Community River Place.	\$27.5 million	\$22.3 million

Project	Estimated total cost	Expenditure over four years to 2027-28
Air Quality and Environmental Monitoring Program		
Critical works to expand and maintain the NSW air quality monitoring network, and to support essential computing infrastructure enabling real time air quality alerts and forecasting for government, communities, and individuals.	\$23.0 million	\$10.3 million
National Parks Radio Network – Migration to the Public Safety Network		
Enabling the successful migration of the National Parks and Wildlife Service’s radio network onto the NSW Public Safety Network. The Public Safety Network consolidates standalone radio networks of over 70 NSW Government agencies onto one network, as part of the NSW Government’s response to the NSW Bushfire Inquiry.	\$22.2 million	\$17.0 million
Digital Upgrade to the Biodiversity Offset Scheme		
A digital architecture upgrade and re-design to enable digital infrastructure to meet the demand of the Biodiversity Offset Scheme.	\$17.2 million	\$15.0 million
Wolli Creek Regional Park		
Incorporation of additional land within Wolli Creek Regional Park to protect the diverse ecosystem and threatened species within the park. The park provides valuable open space in the urban environment of inner South-West Sydney.	\$8.8 million	\$8.8 million
Protect Koalas of Southern Sydney		
The transfer of wildlife corridors in Woronora Heights to support critical koala habitat and the movement of wildlife.	\$6.2 million	\$6.2 million
Lord Howe Island – Marine Infrastructure		
Providing for the continuation of a marine freight service that meets biosecurity standards for a World Heritage listed site and meets essential community needs.	n.a.	n.a.
Lord Howe Island – Waste Management Facility Upgrade		
Upgrade to the existing Waste Management Facility on Lord Howe Island to ensure enduring compliance with legislative and regulatory requirements.	n.a.	n.a.

Pages 4-8 to 4-12 of Chapter 4 of this *Infrastructure Statement* list the major capital projects and minor works for the Climate Change, Energy, the Environment and Water agencies, including the ETC, estimated expenditure to 30 June 2024, and 2024-25 allocation.

2.2 Communities and Justice



Communities and Justice agencies provide community services that contribute to a safe and just New South Wales. They ensure the operation of an efficient and effective legal system, protect children and families, and respond to natural disasters and emergencies.

\$7.1 billion

Capital Expenditure to 2027-28

\$2.0 billion

Capital Expenditure 2024-25

The infrastructure program will support these agencies to promote public safety, reduce reoffending, support community harmony and social cohesion.

This Budget includes capital investment of \$7.1 billion in Communities and Justice over the four years to 2027-28.

Box 2.4: Investment in Social Housing

The 2024-25 Budget provides significant investment for the delivery of more social housing, including to support women-led households leaving domestic and family violence. More social homes are needed urgently to address historic underinvestment and ensure that everyone has a safe and affordable place to call home.

This investment will help tackle the State's housing crisis and assist New South Wales in meeting its commitments under the National Housing Accord to build more homes.

The Budget includes:

- \$5.1 billion over four years for new social housing . This will fund the land purchase and construction of 8,400 new social homes, which includes 2,200 replacement dwellings with a focus on housing for women leaving domestic violence
- \$810.0 million for critical maintenance and minor works that bring homes back online and prevent disrepair
- \$202.6 million over four years to the Aboriginal Housing Office to support critical capital maintenance of First Nations social homes.

Box 2.5: Badgerys Creek Fire Station

This Budget commits an additional \$15.4 million in capital funding to purchase land and build a new fire station at Badgerys Creek to service the Western Sydney International Airport (WSI) and Aerotropolis precinct. Fire and Rescue NSW (FRNSW) will also purchase three new appliances, including a pumper, rescue pumper, and a heavy rescue appliance.

The new three-engine bay fire station will operate 24/7, 365 days a year and position valuable firefighting and specialist rescue resources in Western Sydney.

The Aerotropolis and surrounding areas will undergo substantial and rapid transformation in the coming years with the increased industrial, commercial, residential and transport infrastructure and development bringing unique and significant emergency services delivery challenges. The funding will ensure resources are available to respond to the emerging risks associated with fire, rescue, and hazmat incidents that may arise in this growth corridor.

The fire station and appliances will also provide complementary support to the Aviation Rescue and Firefighting Services when responding to any aircraft incidents.

Table 2.3: Key new Communities and Justice projects commencing in 2024-25 included in this Budget

Project	Estimated total cost	Expenditure over four years to 2027-28
New Social Housing		
\$4.0 billion over four years for new social housing. This will fund the land purchase and construction of 5,400 new social homes, which includes 1,300 replacement dwellings, by Homes NSW in Department of Communities and Justice.	\$4.0 billion	\$4.0 billion
Land and Housing Corporation (LAHC) Capital Maintenance		
\$1.3 billion of NSW Land and Housing Corporation expenditure over four years to support capital maintenance of the existing social housing portfolio. \$700.0 million of this will be met from proceeds of land transfers from Homes NSW in the Department of Communities and Justice, sourced from the \$4.0 billion new funding for new social housing.	\$1.3 billion	\$1.3 billion
Aboriginal Housing Office (AHO) Capital Maintenance		
Capital maintenance and upgrades of Aboriginal Housing Office's existing social housing stock, including roof replacements, recladding and window replacements, backlog maintenance on dwellings in critical need of repair.	\$105.6 million	\$73.1 million
Paging Network Refresh		
This project ensures the continuation of vital messaging functionality for the Rural Fire Service and other emergency service organisations responding to critical incidents and disasters across the State.	\$19.9 million	\$19.9 million
Badgerys Creek Land and New Fire Station		
Purchase land and build a new 24-hour fire station to service the new Western Sydney Airport and the surrounding Aerotropolis precinct, including its transport infrastructure and industrial, commercial and residential assets. The new fire station will be equipped with three engine bays to house new Pumper, Rescue Pumper and Heavy Rescue appliances.	\$15.4 million	\$15.4 million
National Firearms Register		
Implementation of the National Firearms Registry to enhance the sharing of timely and accurate firearms information to keep police and the community safe. Total cost of project is \$20.8 million jointly funded with Commonwealth on 50:50 basis, of which \$8.5 million is recurrent expenditure.	\$12.3 million	\$12.3 million
Strategic Hosting Data Centre		
This project will deliver digital, and information based policing systems and technology innovation and provide physical and cyber resilient NSW Police Force Information Technology systems.	\$10.3 million	\$10.3 million
Byron Bay New Station		
The replacement station is to be built on an alternative site. It will include two engine bays and provide staff with facilities addressing adequate privacy, safety and meet the clean fire station principles.	\$8.2 million	\$8.2 million
Charlestown New Station		
The new station will incorporate facilities that address adequate privacy, safety and clean fire station principles. This station is in a high growth, high demand zone and provides services to a large residential population, bushland urban interface as well as one of the region's major shopping precincts.	\$7.7 million	\$7.7 million

Table 2.4: Key Communities and Justice projects continuing in this Budget

Project	Estimated total cost	Expenditure over four years to 2027-28
Social Housing Accelerator		
Land and Housing Corporation (LAHC), utilizing funding from the Australian Government under the Social Housing Accelerator Agreement along with some existing LAHC funding will deliver 850 new social homes.	\$423.3 million	\$366.6 million
Penrith Stadium Redevelopment		
The redevelopment of Penrith Stadium will turn it into a world-class suburban sport, entertainment, and community venue. The Government has committed to the redevelopment, with early works to commence in 2024-25.	\$309.0 million	\$304.0 million
Fire and Rescue NSW (FRNSW) Replacement of Fire Appliances Program		
This project replaces aged essential firefighting vehicles and supplies additional vehicles to areas of high demand, based on community needs. This ensures the community is consistently supported by operational vehicles that are safe, reliable and incorporate the latest advances in technology.	\$278.3 million	\$69.6 million
Social and Community Housing		
Continuing construction, upgrades and maintenance of social and community housing for First Nations communities through the Aboriginal Housing Office.	\$210.4 million	\$139.2 million
Regional Housing Program		
\$70.0 million interest-free debt financing and \$82.5 million from NSW Land and Housing Corporation's own sources to accelerate the delivery of social, affordable and private homes in regional New South Wales.	\$152.5 million	\$144.2 million
SES Fleet Replacement of vehicles, boats and trailers		
Investment in replacing the SES fleet to help provide a timely response to communities during floods, tsunamis and rescues.	\$119.2 million	\$39.8 million
Sustaining Critical Infrastructure Program Phase 2		
This program will support critical infrastructure upgrades across the Department of Communities and Justice, providing investment in Audio Visual Link facilities and enhancements of courthouses, correctional facilities and youth justice facilities.	\$117.5 million	\$81.8 million
RFS NSW Bushfire Inquiry Funding Package		
Significant items in this package will provide safety upgrades and new vehicles for bushfire fighting response and additional trucks for crews involved with hazard reduction works across the State.	\$116.6 million	\$29.7 million
SES Critical Communications Enhancement Program (CCEP) – Stay Safe Keep Operational		
Stay Safe and Keep Operational program is to safely maintain existing agency front line communications while the enhanced Government Radio Network (GRN) is being delivered through the CCEP.	\$53.5 million	\$21.2 million
FRNSW Fit for Purpose Fire Stations		
This program will increase women's participation in the FRNSW workforce and enhance workplace safety, including upgrades and installing new female bathrooms at fire stations across the State.	\$50.0 million	\$17.1 million

Project	Estimated total cost	Expenditure over four years to 2027-28
New Lake Macquarie Sport and Recreation Centre Project		
Construction of the new Lake Macquarie Centre at the old Morisset Hospital site, to replace the old Myuna Bay Centre and to support the needs of the local community.	\$40.0 million	\$32.3 million
New Fire Stations		
New stations are being planned and built in key locations across the state including Broken Hill, Cessnock, Dungog, Lithgow and Wentworthville.	\$35.9 million	\$29.5 million
SES Response to the 2022 Flood Inquiry		
Investment in state-wide flood rescue coordination, operational systems, equipment and multi-agency integration to ensure effective multi-agency flood rescue response across New South Wales.	\$34.4 million	\$7.5 million
Critical Police Radio Network Infrastructure in Southern Region		
To refresh end-of-life technology of the police radio network infrastructure covering the Southern, Southwest and Far West Regions of New South Wales.	\$26.6 million	\$22.3 million
Response to the independent review of 2021 Flood Events and Facilities Review		
Establish two new Zone headquarters in Northern and Western NSW to appropriately prepare for and respond to the risk of future flood events across the State and provide an uplift to eighteen critical priority unit facilities across the State.	\$25.3 million	\$15.8 million
Marine Vessel Replacement Program – Phase 2		
A new police vessel fleet to ensure that the NSW Police Force continues to have capability and capacity to deliver crucial services.	\$18.9 million	\$11.7 million
Expansion and upgrade of Audio Visual Link facilities for court and tribunal rooms, including for Domestic Violence Complainants and Witnesses		
Audio Visual installations for court and tribunal rooms to support operations across New South Wales.	\$18.0 million	\$14.1 million
Integrated Biometric Platform		
To replace the current outdated system with a multi-modal platform that provides a comprehensive profile of an offender including DNA, fingerprints and imagery.	\$13.8 million	\$11.7 million
Removal of Cell Ligation Points		
Undertake refurbishment of cells to remove obvious hanging points.	\$6.0 million	\$6.0 million
Fire Station Upgrades		
Refurbishment of the fire stations at Engadine, Helensburgh, Thirroul, Sutherland, and Coledale.	\$5.0 million	\$4.9 million
Sydney International Regatta Centre Replacement of Electronic Timing System		
Replacement of the electronic timing system that enables the Regatta Centre to continue hosting competitive regattas including international events. Due for completion in 2024.	\$3.6 million	\$3.0 million

Pages 4-13 to 4-21 of Chapter 4 of this *Infrastructure Statement* list the major capital projects and minor works for the Communities and Justice agencies, including the ETC, estimated expenditure to 30 June 2024, and 2024-25 allocation.

2.3 Customer Service



The Customer Service agencies are committed to providing effective and easy-to-use services and regulatory functions that customers and communities trust, no matter who they are, where they are or what they need. This includes delivering world-class services in person, online and over the phone, as well as improving the digital availability, reliability and security of NSW Government platforms, information and services.

\$1.0 billion

Capital Expenditure to 2027-28

\$350.6 million

Capital Expenditure 2024-25

The NSW Government is focused on investing in whole-of-sector digital information and communication technology to improve services for the people of New South Wales. A key ongoing goal is to promote a progressive, whole-of-sector approach to service provision, enabling clusters to promote productivity and efficiency.

This Budget includes \$1.0 billion in capital spending for Customer Service initiatives and projects over the four years to 2027-28.

Box 2.6: Promoting digital innovation and reducing cyber risk

This Budget continues to place digital investment at the forefront to ensure government can deliver critical services, manage cyber threats, and continue to drive the next wave of digital innovation of public services.

It dedicates \$97.9 million capital expenditure over four years from the Digital Restart Fund to invest in strategic digital priorities, including \$42.6 million capital expenditure for cyber security measures. The focus of this investment is towards delivering reusable digital infrastructure for the NSW public sector, mitigating critical risks, improving cyber security and transforming key legacy applications to provide more accessible, secure and responsive services to communities and citizens.

The Government also continues to invest in capabilities to safeguard against cyber-attacks that may lead to service disruptions and threats to personal data. In this evolving threat environment, safeguarding against cyber attacks that can disrupt services, compromise sensitive information or harm infrastructure remains a core focus. Continued investment in cyber security is necessary to ensure that organisations are sufficiently equipped with people, skills, tools and resources to address the threat landscape.

Table 2.5: Key new Customer Service projects commencing in 2024-25 included in this Budget

Project	Estimated total cost	Expenditure over four years to 2027-28
Reducing Extreme Cyber Security Risk – Digital Restart Fund		
Reducing extreme cyber security risk through enhancements to implement the Department's Cyber Security Strategy.	\$18.0 million	\$18.0 million

Table 2.6: Key Customer Service projects continuing in this Budget

Project	Estimated total cost	Expenditure over four years to 2027-28
Critical Communications Enhancement Program		
This program consolidates Government-owned radio networks to facilitate a co-ordinated Government response to critical incidents and emergencies.	\$1.3 billion	\$490.4 million
Modern Licensing and Compliance Program		
Modern Licensing and Compliance Program – Phase 2 Securing the Benefits of Digital Licensing, supporting digital delivery and regulatory transformation for both licence holders and regulators.	\$146.7 million	\$42.5 million
Live NSW (Spatial Digital Twin)		
Building a cross sector collaborative environment (shared digital platform) for visual location information (mapping) in a four-dimensional model to support decision making across utilities, land use, and planning.	\$29.0 million	\$3.0 million

Pages 4-22 to 4-24 of Chapter 4 of this *Infrastructure Statement* list the major capital projects and minor works for the Customer Service agencies, including the ETC, estimated expenditure to 30 June 2024, and 2024-25 allocation.

2.4 Education



This Budget demonstrates the NSW Government’s commitment to create an outstanding and equitable education system, where every student can learn, grow and belong.

\$9.5 billion

Capital Expenditure to 2027-28

\$3.0 billion

Capital Expenditure 2024-25

The NSW Government is delivering capital investments that help rebuild public education in New South Wales, and that help ensure teachers, school staff and students feel valued and respected.

The 2024-25 Budget includes \$8.9 billion in capital expenditure over the four years to 2027-28 that will support planning and delivery of new and upgraded schools, delivering facilities to help ensure every student has access to high quality, inclusive and sustainable learning environments at their local public school together with a record investment to deliver 100 public preschools, the largest expansion of public preschools in NSW history.

In line with findings from the NSW Government’s enrolment growth audit, the 2024-25 Budget is addressing population growth in priority growth areas and precincts. New schools and major upgrades will provide urgently needed school enrolment capacity in Western Sydney with planning continuing for new schools in developing suburbs.

This includes a new primary school and a new high school in Box Hill to address the population boom in the growing suburb. The NSW Government’s Enrolment Growth Audit found that actual enrolments from families living in Box Hill increased by more than 1,000 per cent from 119 in 2018 to 1,445 in 2023.

The NSW Government has continued its focus on regional communities, with an investment of \$1.4 billion to improve school infrastructure in regional New South Wales, including new school projects and rebuilding and upgrading regional schools.

See Box 2.8 for a list of new projects in this Budget and further information on the Government’s education program.

Box 2.7: Regional schools

More than \$1.4 billion over four years is committed to deliver critical projects for regional New South Wales. This includes delivering an expansion of Googong Public School (Stage 2), accelerating the delivery of a new public school in Calderwood, and delivering a site for the new primary school and high school in fast growing Huntlee and surrounds.

Work is also underway to fully rebuild Willyama High School in Broken Hill and also to deliver the much needed school works in the flood impacted North Coast, demonstrating the NSW Government’s commitment to supporting students across the State.

Box 2.8: Demonstrating a commitment to 130 new and upgraded schools

For more information see <https://www.schoolinfrastructure.nsw.gov.au>

New Schools and Upgrades

- Austral Public School Upgrade – Stage 2
- Box Hill (new primary school and high school)
- Calderwood (new primary school)
- Googong Public School Upgrade – Stage 2
- Huntlee (new primary school and high school)
- Leppington Public School Upgrade – Stage 2
- Northern Beaches Secondary College Cromer Campus Upgrade
- Riverbank Public School and The Ponds High School Upgrade – expanded project
- Yennora Public School and Verona School Upgrade – Multi Purpose Hall
- New and Upgraded Schools

Ongoing works – New and Upgraded Schools

- 100 new preschools
- Albury Thurgoona (new primary school)
- Austral Public School Upgrade
- Bathurst Secondary School Community Group Renewal
- Birrong Boys and Girls High School Upgrade
- Bomaderry High School Upgrade
- Budawang School (relocation)
- Bungendore High School (new school)
- Cambridge Gardens Public School Upgrade
- Cammeray Public School Upgrade
- Carlingford West Public School Upgrade
- Castle Hill Public School Upgrade
- Cecil Hills High School Upgrade
- Centre of Excellence for Agricultural Education
- Chatswood (new primary school)
- Concord High School Upgrade
- Condell Park High School Upgrade
- Cronulla High School Upgrade
- Cumberland High School Upgrade
- Dalmeny Public School Upgrade
- Dapto High School Covered Outdoor Learning Area
- Darcy Road Public School Upgrade
- Dundas Public School Upgrade
- Eagle Vale High School (selective sports stream)
- Eastwood Public School Upgrade
- Edmondson Park (new high school)
- Engadine High School Upgrade
- Flinders – Planning (new high school)
- Former Shoalhaven Anglican School site (open for public education)
- Gables (new primary school)
- Gillieston Public School (redevelopment)
- Girraween Public School Upgrade
- Gledswood/Gregory Hills (new high school)
- Googong (new high school)
- Green Square Public School (new school)
- Greenway Park Public School Upgrade
- Gregory Hills Public School (new school)
- Hastings Secondary College Upgrade
- Hunter River High School Upgrade
- Hurlstone Agricultural High School Upgrade – Stage 2
- Irrawang High School Upgrade
- Jerrabomberra High School Upgrade – Stage 2
- Jindabyne Education Campus
- Jordan Springs (new high school)
- Katoomba High School New Multi-Purpose Hall
- Kingscliff High School Upgrade
- Kingscliff Public School Upgrade
- Kingswood Public School Upgrade
- Kogarah Public School Upgrade
- Leeton Primary School Community Group Renewal
- Lennox Head Public School (relocation)
- Leppington Public School Upgrade
- Leppington/Denham Court (new high school)
- Liverpool Boys and Girls High School (redevelopment)
- Macquarie Park Education Campus
- Manly Village Public School Upgrade
- Matthew Pearce Public School Upgrade
- Medowie (new high school)
- Melonba Education Campus (Melonba High School and Melonba Public School)
- Melrose Park (new high school)
- Melrose Park Public School (redevelopment)
- Middle Head Environment Education Centre
- Midtown Macquarie Park (new primary school)
- Milton Public School Upgrade
- Minnamurra Public School (new nature playground)
- Moruya High School Upgrade
- Narrabeen North Public School and Narrabeen Sports High School Upgrades
- Neutral Bay Public School Upgrade
- New schools for Westmead
- Newcastle High School (redevelopment)
- Nimimba Fields Public School (new school)
- Northbridge Public School Upgrade
- Northmead Creative and Performing Arts High School Upgrade
- Northmead Public School Upgrade
- Nowra (new primary school)
- Orange Grove Public School Upgrade
- Orana Heights Public School Upgrade
- Parramatta East Public School Upgrade
- Penrith Lakes Environmental Education Centre Upgrade
- Pottsville – Planning (new high school)
- Punchbowl Public School Upgrade
- Randwick High School Upgrade
- Rhodes East (new primary school)
- Riverbank Public School Upgrade

- Rouse Hill High School Upgrade
- Rydalmere Education Campus
- Schofields Public School Upgrade
- Schofields/Tallawong (new high school)
- Sir Joseph Banks High School Upgrade
- St Leonards Education Precinct
- Sutherland Public School New Multi – Purpose Hall
- Sydney Olympic Park (Carter St Precinct) (new primary school)
- Tallawong Public School (new school)
- Telopea Public School Upgrade
- The Forest High School (Relocation)
- The Ponds High School Upgrade
- Tweed Heads South Public School Upgrade
- Tweed River High School Skills Upgrade
- Tweed River High School Upgrade
- Ulladulla Public School Upgrade
- Ulladulla High School Upgrade
- Upgrades for high schools in Griffith
- Upgrades for schools in Murwillumbah
- Vincentia High School Upgrade
- Wee Waa High School (relocation)
- Wentworth Point High School (new school)
- Wentworth Point Public School Upgrade – Stage 2
- West Dapto – Planning (new primary school)
- Wilton Junction (new primary school)
- Wilton Public School Upgrade
- Yanco Agricultural High School Upgrade

Programs

- Maintenance Program
- Minor Works Program

Public preschools

- Albury Thurgoona new primary school
- Barrack Heights Public School
- Beelbangera Public School
- Berkeley West Public School
- Birrong Public School
- Blackett Public School
- Blacktown North Public School
- Blairmount Public School
- Blaxcell Street Public School
- Bomaderry Public School
- Booragul Public School
- Boorowa Central School
- Bourke Public School
- Bowraville Central School
- Bradbury Public School
- Cabramatta West Public School
- Carramar Public School
- Carter Street Precinct (Sydney Olympic Park) new primary school
- Cartwright Public School
- Cecil Hills Public School
- Cessnock Public School
- Chullora Public School
- Crawford Public School
- Cringila Public School
- Curran Public School
- Deniliquin South Public School
- Edensor Park Public School
- Ellalong Public School
- Emerton Public School
- Eschol Park Public School
- Fairfield West Public School
- Gables new primary school
- Gillieston Public School
- Governor Philip King Public School
- Granville East Public School
- Granville South Public School
- Greenway Park Public School
- Greenwell Point Public School
- Guildford Public School
- Guildford West Public School
- Gulyangarri Public School
- Hanwood Public School
- Harcourt Public School
- Hayes Park Public School
- Hebersham Public School
- Heckenberg Public School
- Hillvue Public School
- Jindabyne Public School
- Kearns Public School
- Kearsley Public School
- Kingsgrove Public School
- Kurri Kurri Public School
- Lake Heights Public School
- Lake Illawarra South Public School
- Lansvale East Public School
- Leeton Public School
- Lennox Head Public School
- Leppington Public School
- Leumeah Public School
- Lynwood Park Public School
- Maryland Public School
- Melonba Public School
- Melrose Park Public School
- Menindee Central School
- Miller Public School
- Moorland Public School
- Morgan Street Public School
- Moss Vale Public School
- Mount Pritchard Public School
- Nirimba Fields Public School
- Nowra new primary school
- Nulkaba Public School
- Parkes East Public School
- Parkview Public School
- Prairievale Public School
- Queanbeyan East Public School
- Queanbeyan South Public School
- Robert Townson Public School
- Ruse Public School
- Sackville Street Public School
- Sanctuary Point Public School
- Shalvey Public School
- Sherwood Grange Public School
- Shortland Public School
- Tacking Point Public School
- Taree Public School
- Tenambit Public School
- Teralba Public School
- Thomas Acres Public School
- Toomelah Public School
- Tuggerawong Public School
- Umina Beach Public School
- Villawood North Public School
- Warialda Public School
- Weston Public School
- William Stimson Public School
- Wilton Junction new primary school
- Wollongbar Public School
- Woodland Road Public School
- Yagoona Public School

Box 2.9: 100 public preschools

The NSW Government’s record investment will deliver 100 public preschools and is the largest expansion of public preschools in NSW history.

Figure 2.1: 100 new public preschools in New South Wales



Figure 2.2: New public preschools within the Blacktown local government area

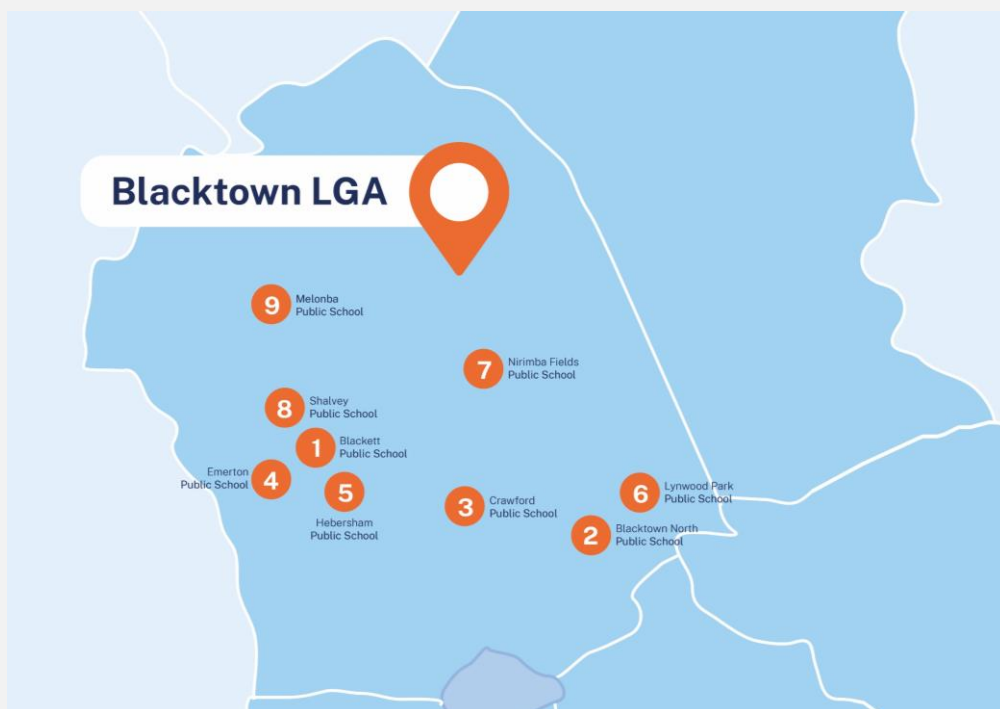


Figure 2.3: New public preschools within the Campbelltown local government area

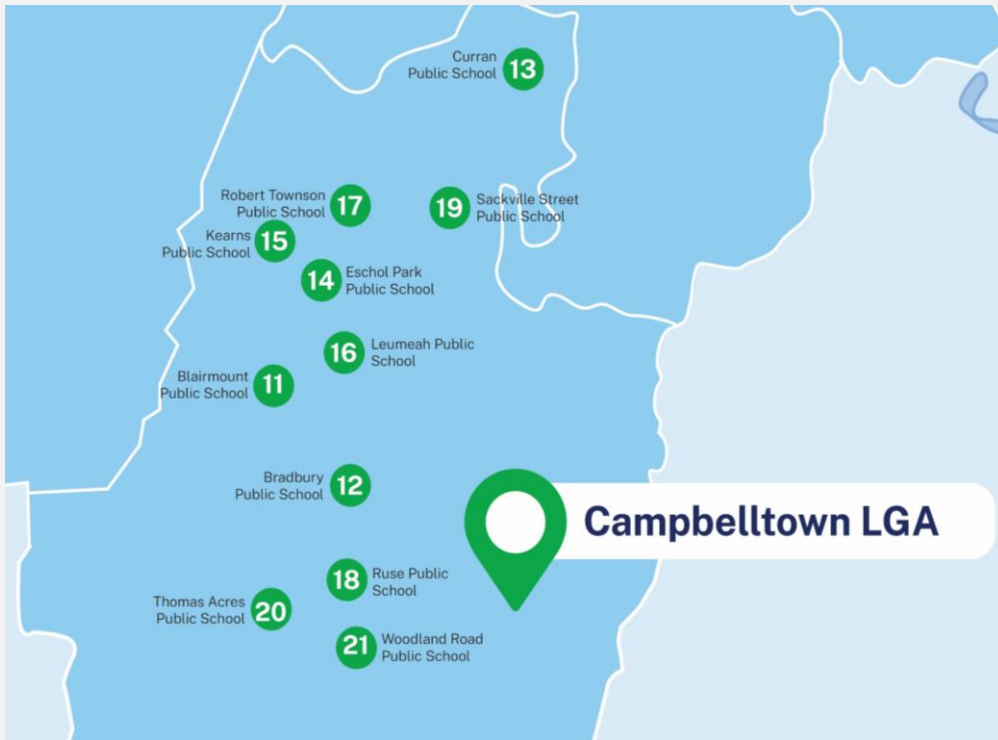


Figure 2.4: New public preschools within the Cumberland, Fairfield and Liverpool local government areas



Table 2.7: Key new Education projects commencing in 2024-25 included in this Budget

Project	Estimated total cost	Expenditure over four years to 2027-28
Box Hill new primary school and new high school		
A new primary school and secondary school is underway to address enrolment demand from new dwellings in the North West Growth Area. These schools are in addition to the new primary school in Gables to respond to the increase in population in the Box Hill area.	n.a.	n.a.
Huntlee new primary school and new high school		
This project commits to building a new primary and high school in Huntlee to serve the communities in Huntlee, Branxton and North Rothbury.	n.a.	n.a.
Calderwood new primary school		
Accelerates the delivery of a new primary school to ensure students in the fast growing area have a local school to attend.	n.a.	n.a.
Jindabyne Education Campus supporting infrastructure		
An additional allocation to deliver the essential road and supporting infrastructure works to ensure the local community has easy and safe access to their new schools.	n.a.	n.a.

Table 2.8: Key Education projects continuing in this Budget

Project	Estimated total cost	Expenditure over four years to 2027-28
TAFE Asset Renewal Program (ARP)		
The ARP will ensure the timely replacement or maintenance of assets across TAFE NSW campuses. The program will improve facilities, upgrade teaching equipment and support overall sustainability of TAFE NSW's asset portfolio.	\$319.0 million	\$90.0 million
TAFE NSW Digital Access Foundation		
The Digital Access Foundation Project will provide reliable internet, Wi-Fi connectivity and end user digital & collaboration devices to meet essential digital access requirements for student learning and business operations across TAFE campuses.	\$74.0 million	\$37.0 million
NSW Education Standards Authority's (NESA) cyber and technology program		
Will strengthen NESA's defensive and preventative capabilities, substantially reduce NESA's overall technology and cyber security risk profile and build better resilience, speed and responsiveness while improving recovery time in case of a cyber incident.	\$59.1 million	\$53.4 million
100 new government preschools		
Co-located with NSW public schools, including delivering a preschool with every new primary school project.	n.a.	n.a.
Googong New High School		
This project will provide new essential education infrastructure to regional NSW and accommodate the anticipated increase in enrolments throughout the Googong area, allowing families to access world-class educational facilities close to home.	n.a.	n.a.

Project	Estimated total cost	Expenditure over four years to 2027-28
Schofields and Tallawong New High School		
This project will deliver a new high school for the growing communities in Schofields and Tallawong, identified by the NSW enrolment growth audit as some of the fastest growing communities in the state. The new high school in Sydney's north-west will help to ensure working families have access to world class public education facilities.	n.a.	n.a.
Austral Public School Upgrade and Leppington Public School Upgrade		
The upgrades at Austral Public School and Leppington Public School will include new classrooms and improved core facilities to support the increasing student population in Sydney's growing south-west. The projects will deliver additional fit-for-purpose permanent classrooms, new support learning classrooms and upgrades and refurbishments to facilities.	n.a.	n.a.
Eagle Vale High School Upgrade		
This project will upgrade the Eagle Vale High School to deliver a selective sports stream, giving students the opportunity to achieve their academic and sporting potential. The project will include refurbishment of the multi-purpose hall, a new outdoor synthetic pitch, sports oval improvements and changing room upgrades.	n.a.	n.a.
Medowie (new high school)		
A new high school will be delivered for the growing community in Medowie. This is in addition to upgrades for Irrawang High School and Hunter River High School.	n.a.	n.a.
This school will not only provide essential education infrastructure but also accommodate the anticipated increase in enrolments in the area and allow families to conveniently access educational facilities close to home.		
Leppington (new high school)		
This project will deliver a new high school in the growth area of South-West Sydney to provide a local high school for students of Leppington and Denham Court. The high school is proposed to be built on Rickard Road bordered by community greenspace and the Byron Road sports fields.	n.a.	n.a.
Gledswood Hills and Gregory Hills (new high school)		
Work is underway for a new high school for Gledswood Hills and Gregory Hills. To meet the needs of local students in the short term, the new high school will open in temporary facilities on the site of the new Gregory Hills Public School, catering for Year 7 students from Day 1 Term 1 2025, subject to planning approvals.	n.a.	n.a.

Pages 4-25 to 4-31 of Chapter 4 of this *Infrastructure Statement* list the major capital projects and minor works for the Education agencies, including the ETC, estimated expenditure to 30 June 2024, and 2024-25 allocation.

2.5 Health



The NSW Government is committed to ensuring the community can access high quality hospitals and health facilities across the state.

The Budget prioritises investment in health infrastructure to deliver better healthcare in NSW. Significant capital investment in this Budget will ensure patients can receive high-quality care in their local community. Additional investments will ensure growing communities have the right level of access to essential health services.

This Budget includes \$13.4 billion¹ of capital investment over the four years to 2027-28 in health infrastructure, which includes both hospitals and health facilities as well as health programs.

\$13.4
billion

Capital
Expenditure
to 2027-28

\$3.4
billion

Capital
Expenditure
2024-25

Box 2.10: Health Capital Program

Health has a significant capital program of \$3.4 billion in 2024-25. This will enable the continued delivery of key projects including:

- Nepean Hospital and Integrated Ambulatory Services Stage 1 and 2, ETC of \$1.0 billion
- John Hunter Health and Innovation Precinct, ETC of \$835.0 million
- Liverpool Health and Academic Precinct, ETC of \$780.0 million
- Sydney Childrens Hospital, Randwick – Stage 1 Childrens Comprehensive Cancer Centre, ETC of \$658.0 million
- The Children’s Hospital at Westmead Stage 2 Redevelopment (Including Car Park), ETC of \$619.0 million
- The Building Better Hospitals Package commits \$265.0 million for a critical upgrade of Port Macquarie Hospital and an additional \$395.3 million to deliver ongoing hospital redevelopments at Eurobodalla, Ryde, Temora, Mental Health Complex at Westmead, Liverpool, Moree, Nepean, Cessnock and Shellharbour.

Refer to table 2.10 for further project details.

¹ This includes \$678 million for lease acquisitions and \$522 million of capital expensing from the Ministry of Health’s expense budget over the next four years. In 2024-25, health infrastructure spending includes \$147 million of capital expensing and \$99 million for lease acquisitions.

Box 2.11: Port Macquarie Base Hospital Mechanical and Clinical Infrastructure upgrade

Project: This Budget includes funding for a significant upgrade of Port Macquarie Hospital to provide a greater range and enhancement of clinical services, including emergency and maternity services for the communities of the Mid North Coast.

This project will support upgrades and rectification of major mechanical infrastructure and address key functional infrastructure constraints which have been identified through clinical service planning as significantly limiting the hospital's capacity to manage increasing demand.

Service delivery objective: This project will relocate the maternity and special care unit to an existing shell space enabling the maternity unit to meet current design standards, support contemporary service models, and meet staff and community expectations.

The project will also fund the refurbishment and expansion of the emergency department to address capacity issues and meet projected demand to 2036, in line with clinical service planning. In addition, the project will undertake essential mechanical plant replacement.

Implementation: Planning will commence in 2024.

Funding allocation: The estimated total cost of the project is \$265.0 million.

Box 2.12: Key Health Worker Accommodation Program

Project: This Budget includes funding to implement a Key Health Worker Accommodation Program to provide a response to the current lack of housing supply in rural and regional areas.

Service delivery objective: Key health workers play a crucial role in regional, rural, and remote Local Health Districts communities, contributing to positive social and economic outcomes. However, many regional areas are facing shortages of key health workers, which has significant impacts on the lives of citizens in these communities.

There is an urgent need for the delivery of fit-for-purpose, accommodation for key health workers. The Key Health Worker Accommodation funding will deliver a range of benefits through the provision of fit for purpose accommodation to provide comfort, security, and amenity for key health workers and support regions to attract and retain staff in rural communities.

Implementation: Planning will commence in 2024.

Funding allocation: The estimated total cost of the project is \$200.1 million.

Table 2.9: Key New Health Projects commencing in 2024-25 included in this Budget

Project	Estimated total cost	Expenditure over four years to 2027-28
<p>Port Macquarie Base Hospital Mechanical and Clinical Infrastructure upgrade</p> <p>For a critical upgrade of Port Macquarie Hospital to provide a greater range and enhancement of clinical services, including emergency and maternity services for the communities of the Mid North Coast.</p>	\$265.0 million	\$16.1 million
<p>Key Health Worker Accommodation Program</p> <p>To implement a Key Health Worker Accommodation Program to provide a response to the current lack of housing supply in rural and regional areas.</p>	\$200.1 million	\$200.1 million
<p>Emergency Department Relief Package</p> <p>To address the complex and interrelated factors contributing to growing demand for health services, increasing pressure on emergency departments and demand for inpatient hospital beds.</p>	\$59.6 million	\$59.6 million

Table 2.10: Key Health projects continuing in this Budget

Project	Estimated total cost	Expenditure over four years to 2027-28
<p>Bankstown Hospital (New)</p> <p>Rebuilding of the hospital on a new site to transform the delivery of healthcare in the area to meet the growing health needs of South Western Sydney communities. The project will include enhanced emergency, intensive care, surgical, medical, women and children's health, subacute, mental health, ambulatory and community health services.</p>	\$1.3 billion	\$705.5 million
<p>Nepean Hospital and Integrated Ambulatory Services Stage 1 and 2</p> <p>This ongoing redevelopment at the Nepean Hospital will improve access to innovative, effective and welcoming health services for people in Western Sydney and the Blue Mountains. Stage 1 of the project is complete, following the formal opening of Nepean Hospital's new 14-storey tower in 2022. Construction of the second clinical services building as part of the Stage 2 Nepean Hospital redevelopment is continuing. This will include an adult Intensive Care Unit, medical imaging services and nuclear medicine, an in-centre renal dialysis unit, more in-patient beds including paediatrics, clinical support services including pharmacy, staff education and training facilities, community health services, and a new front of house and reception area.</p>	\$1.0 billion	\$276.7 million
<p>Royal Prince Alfred Hospital Redevelopment</p> <p>This significant redevelopment is an innovative approach to contemporary healthcare, featuring an expansion of virtual facilities, new hospital buildings and refurbishment of existing spaces. These investments will allow for more adult inpatient beds, an expanded emergency department, intensive care unit, medical imaging services, operating theatres and maternity, birthing and neonatal services. The project will develop a whole of campus solution, which brings together new models of care, enabling technology and physical infrastructure to support service expansion and changes in service delivery.</p>	\$940.0 million	\$687.2 million

Project	Estimated total cost	Expenditure over four years to 2027-28
John Hunter Health and Innovation Precinct		
The redevelopment of the John Hunter and John Hunter Children's Hospitals will deliver a significant expansion of health services, providing additional capacity and purpose-built infrastructure, to enable implementation of contemporary models of care to the communities of the Hunter and New England.	\$835.0 million	\$498.2 million
New Shellharbour Hospital (Including Car Park) and Integrated Services		
The New Shellharbour Hospital and Integrated Services project will enhance the current and future health services available for the Illawarra community by focusing on modern healthcare delivery, service sustainability, networking and consolidation to improve health outcomes for the region. These include enhanced services in rehabilitation and aged care, mental health, outpatients, and palliative care.	\$781.9 million	\$564.7 million
Liverpool Health and Academic Precinct (Excluding Car Park)		
The Liverpool Health and Academic Precinct will provide a significant boost in health services to South Western Sydney's growing population through an integrated cancer centre, expansion of the hospital's emergency department, neonatal intensive care, maternity and children's services, and ambulatory and outpatient care.	\$780.0 million	\$342.8 million
Rouse Hill Hospital		
The expansion of Rouse Hill Hospital will result in a new hospital that includes an emergency department and women's health services, day surgery unit, adult and paediatric short stay unit, ambulatory and outpatients care, comprehensive medical imaging services, and prehabilitation and rehabilitation services.	\$700.0 million	\$635.9 million
State-wide Mental Health Infrastructure Program		
This program enables the delivery of infrastructure needed to support and achieve key state-wide mental health reforms and priorities, including Living Well: A Strategic Plan for Mental Health in NSW 2014-2024. The program includes addressing service requirements in state-wide services such as child and adolescent and older persons services, forensic services and facilities to support recovery and greater opportunity for people to transition or receive care in the community. The program will also improve the therapeutic environment of identified NSW Health facilities providing acute mental health care.	\$669.8 million	\$334.2 million
Single Digital Patient Record²		
Single Digital Patient Record (SDPR) is a next-generation system that will enhance experiences of care by giving clinicians access to a patient's medical information in real-time, from a single source. It will provide simplified clinical workflows in an intuitive, user-friendly system with streamlined technical support. The wider NSW Health system will also benefit from increased analytics, tools and reporting to support ongoing patient safety enhancement and research.	n.a.	\$328.2 million

² Includes additional second tranche funding

Project	Estimated total cost	Expenditure over four years to 2027-28
<p>Sydney Children's Hospital, Randwick – Stage 1 Children's Comprehensive Cancer Centre</p> <p>This investment delivers Stage 1 of the redevelopment and establishes Australia's first Children's Comprehensive Cancer Centre. It brings together world leading clinical care, research and teaching together to deliver improved models of care for sick and injured children across New South Wales.</p>	\$658.0 million	\$303.4 million
<p>The Children's Hospital at Westmead Stage 2 Redevelopment (Including Car Park)</p> <p>This investment ensures that the Children's Hospital at Westmead continues to be a world leader in providing paediatric services for children locally and across the State. It will see the construction of a new paediatric services building and multi-storey car park to serve the existing and expanded Children's Hospital.</p>	\$619.0 million	\$309.9 million
<p>Fairfield Hospital Redevelopment</p> <p>Expansion to Fairfield Hospital to deliver more inpatient beds, increase capacity of critical care services, and expand other hospital and ambulatory care services.</p>	\$550.0 million	\$503.0 million
<p>Integrated Mental Health Complex at Westmead</p> <p>The new Integrated Mental Health Complex will enable mental health services located at Cumberland Hospital West Campus to relocate to a new, purpose-built facility in the Westmead Health Precinct, connected to Westmead Hospital.</p>	\$540.0 million	\$409.8 million
<p>Albury Wodonga Regional Hospital</p> <p>A major redevelopment of Albury Hospital to improve patient safety, reduce duplication of services and travel between the Albury and Wodonga hospital sites, and increase the capability and responsiveness of the health service to meet future health needs.</p>	\$538.0 million ³	\$414.4 million
<p>Ryde Hospital Redevelopment</p> <p>Redevelopment of the Ryde hospital will provide contemporary health services and facilities with an increased capacity, improve the patient experience and provide new models of care. It will also make best use of the current services available at Ryde, including the Graythwaite Rehabilitation Centre and historic Denistone House.</p>	\$526.8 million	\$470.9 million
<p>Shoalhaven Hospital Redevelopment</p> <p>The redevelopment will provide upgraded and contemporary health facilities. This includes significant expansion of the ambulatory care precinct, surgical beds and operating suites, medical wards including aged care, increased emergency capacity, enhanced medical imaging, mental health, pathology and support facilities.</p>	\$438.0 million	\$284.3 million
<p>St George Hospital – Ambulatory Care, Day Surgery, Sub-Acute Inpatient Building (Including Car Park)</p> <p>Bringing together a range of ambulatory, outpatient and community health services will deliver better health outcomes, greater clinical integration and care coordination as well as additional car parking.</p>	\$411.0 million	\$224.2 million

³ This excludes an additional \$20 million from the Australian Government which is pending

Project	Estimated total cost	Expenditure over four years to 2027-28
<p>Canterbury Hospital Redevelopment</p> <p>An expansion of Canterbury Hospital and upgrades to existing infrastructure. The expansion of services will ensure that the facility is able to respond to the health needs of the growing, multicultural local community.</p>	\$350.0 million	\$327.9 million
<p>Eurobodalla Regional Hospital Redevelopment</p> <p>The new Eurobodalla Regional Hospital will deliver a sustainable, modern and purpose-built health facility to support the needs of the Eurobodalla Shire. The new hospital, located in Moruya will deliver patient-centred health services closer to home by using the latest healthcare solutions and models of care.</p>	\$330.0 million	\$244.2 million
<p>Grafton Hospital Redevelopment</p> <p>Redevelopment of the Grafton Base Hospital will support timely access to healthcare and improve patient outcomes and experience. The project includes expansion of the emergency department, additional beds and clinical support services.</p>	\$263.8 million	\$222.2 million
<p>Griffith Hospital Redevelopment</p> <p>This redevelopment will allow delivery of all key clinical services at a single location in a new, purpose-designed health facility that also supports contemporary models of care. It will include construction of a new clinical services building featuring an emergency department, operating theatres, and medical imaging and new services including aged care and rehabilitation inpatient beds.</p>	\$250.0 million	\$76.4 million
<p>Bathurst Hospital Redevelopment</p> <p>Redevelopment of the Bathurst Hospital will ensure the local community and wider Central West region have access to high quality care now and well into the future. The redevelopment addresses constraints of the current infrastructure and supports the implementation of contemporary models of care.</p>	\$200.0 million	\$189.3 million
<p>Sydney Biomedical Accelerator (SBA) as part of Tech Precinct</p> <p>This is a co-funded partnership project between the Sydney Local Health District and the University of Sydney, comprising a state-of-the-art biomedical research complex spanning the Royal Prince Alfred Hospital and the University campuses. The SBA presents a landmark vision and delivery plan to transform the state's biomedical research capabilities and accelerate innovation to tackle some of the most difficult and complex health challenges. The total project is valued at \$660.0 million.</p>	\$150.0 million	\$142.0 million
<p>Cessnock Hospital Redevelopment</p> <p>The project will deliver a contemporary facility that supports the latest models of care and improves functionality in a welcoming environment, to meet the healthcare needs of the community now and into the future.</p>	\$138.0 million	\$134.0 million
<p>Blacktown and Mount Druitt Hospitals – Additional Beds</p> <p>Expansion of Blacktown and Mount Druitt Hospitals to increase bed capacity.</p>	\$120.0 million	\$119.9 million

Project	Estimated total cost	Expenditure over four years to 2027-28
Moree Hospital Redevelopment		
The redevelopment will deliver a new acute services building that will house a new emergency department and operating theatre, medical imaging department, maternity and birthing suite, inpatient unit, and pathology department. The redevelopment also includes a light refurbishment of existing infrastructure for community health and outpatient services.	\$105.0 million	\$91.2 million
Temora Hospital Redevelopment		
The Redevelopment will provide the community with access to a new and modern hospital which integrates all services under one roof from the acute and non-hospital settings such as inpatient care, maternity services, surgical services, community health and outpatient services.	\$95.0 million	\$90.9 million

Pages 4-32 to 4-37 of Chapter 4 of this *Infrastructure Statement* list the major capital projects and minor works for the Health agencies, including the ETC, estimated expenditure to 30 June 2024, and 2024-25 allocation.

2.6 Jobs and Tourism



The Jobs and Tourism portfolio comprises the State's key cultural, hospitality, entertainment, and tourism agencies. Together, these agencies drive initiatives to promote economic growth in New South Wales by creating jobs and leveraging investment in the arts, entertainment and tourism sectors.

\$908.6
million

Capital
Expenditure
to 2027-28

\$522.3
million

Capital
Expenditure
2024-25

This Budget includes capital investment of \$908.6 million in Jobs and Tourism over the four years to 2027-28. These initiatives will continue to build the State's visitor economy and attract investment in key industries, driving ongoing prosperity in New South Wales.

Table 2.11: Key new Jobs and Tourism projects commencing in 2024-25 included in this Budget

Project	Estimated total cost	Expenditure over four years to 2027-28
State Library NSW Critical Backlog Maintenance		
Critical works to deliver improvement to safety, compliance and security issues required across the State Library's asset portfolio.	\$2.3 million	\$2.3 million
Sydney Observatory Essential Heritage Works		
Critical works to support the conservation and preservation of the Sydney Observatory.	\$1.2 million	\$1.2 million
Australian Museum Spirit House Critical Works		
Critical works to address the urgent heating, ventilation and air conditioning required within the Spirit House collections store at the William Street site.	\$1.0 million	\$1.0 million

Table 2.12: Key Jobs and Tourism projects continuing in this Budget

Project	Estimated total cost	Expenditure over four years to 2027-28
New Powerhouse Museum in Parramatta and expansion of the Museum of Discovery Centre in Castle Hill		
Modern exhibition spaces to enable the Powerhouse to hold exhibitions and showcase their collections. Works are due for completion in 2025.	\$840.0 million (NSW Government contribution)	\$300.2 million
Walsh Bay Arts Precinct		
Funding to continue the revitalisation of the Precinct to deliver a new home for some of Australia's most celebrated arts organisations. With contemporary facilities that complement the unique heritage value of the site, the project is supporting a sustainable and activated arts and cultural precinct to showcase NSW creativity and culture.	\$372.9 million	\$7.1 million
Ultimo Powerhouse Museum		
Funding to continue the heritage revitalisation of the Powerhouse Ultimo. This will ensure fit for purpose spaces that will deliver a dynamic applied arts and applied sciences program, presenting exhibitions that showcase the Powerhouse Collection and attract international exhibitions and programs that support the visitor and creative industries.	\$300.1 million	\$269.6 million

Project	Estimated total cost	Expenditure over four years to 2027-28
Arts Maintenance and Upgrades Program		
Funding to deliver improvements to accessibility, sustainability and functionality of arts and cultural infrastructure across New South Wales.	\$103.8 million	\$1.3 million
Ribonucleic (RNA) Pilot Manufacturing Facility		
Funding for a first-of-its-kind pilot facility in New South Wales to develop messenger RNA (mRNA) and RNA treatments for human and animal diseases. The facility will be established in partnership with all universities in New South Wales and the Australian Capital Territory and include laboratories and pre-clinical trial spaces that facilitate early-stage RNA-based drug development.	\$76.8 million	\$74.2 million
National Art School Precinct Renewal		
Funding for the revitalisation of the Old Darlinghurst Gaol, home to the National Art School. The investment will reinvigorate the heritage site and enhance its reputation as a leading arts and education precinct.	\$21.7 million	\$18.6 million
Qtopia		
Funding to provide a permanent home for the LGBTQI+ Museum Qtopia at the former Darlinghurst police station.	\$11.2 million	\$10.5 million
Global NSW Strategy		
Funding to support the Strategy to ensure the presence of New South Wales on the global stage to strengthen international trade and attract world-class industry capability to the State. Funding will go towards supporting critical offshore network and international offices.	\$7.2 million	\$1.9 million
Australian Museum Pasifika Gallery		
In 2023 the Australian Museum opened the new permanent Pasifika Gallery, Wansolmoana, providing a long-awaited opportunity for Pasifika diaspora in New South Wales and across the Pacific region to share their stories. There are ongoing works to maintain the physical and technical components of the exhibition as well as the interchanging of objects as required for conservation or cultural reasons.	\$3.1 million	\$0.3 million

Pages 4-38 to 4-40 of Chapter 4 of this *Infrastructure Statement* list the major capital projects and minor works for the Jobs and Tourism agencies, including the ETC, estimated expenditure to 30 June 2024, and 2024-25 allocation.

2.7 Planning



The Department of Planning, Housing and Infrastructure and its affiliated agencies shape thriving communities, public spaces, places and economies. By creating vibrant, productive spaces and precincts; managing lands, assets and property effectively; and delivering affordable and diverse housing, the Department is building a sustainable future for the people of New South Wales.

\$3.0 billion

Capital Expenditure to 2027-28

\$1.2 billion

Capital Expenditure 2024-25

This Budget includes \$3.0 billion in capital expenditure for Planning, Housing and Infrastructure initiatives and projects over the four years to 2027-28.

Box 2.13: Building and maintaining community assets

The Department of Planning, Housing and Infrastructure and its affiliated agencies are responsible for managing a range of assets across the State for the benefit of communities, including public parks, recreational facilities and other land and property assets. The Government is investing an additional \$25.4 million capital expenditure over four years to 2027-28 to build, upgrade and maintain key infrastructure.

Key capital initiatives include:

- \$9.4 million for the construction of new sports and recreational facilities at Centennial Park and Moore Park, using funds raised by the Trust, as part of a \$12.7 million capital investment over ten years
- \$8.5 million for priority infrastructure and asset maintenance in Sydney Olympic Park to support sporting and entertainment events at international standards
- \$3.4 million to address priority infrastructure maintenance at the Botanic Gardens of Sydney, benefitting its 11 million annual visitors
- \$2.6 million for preliminary design and planning works to transform part of Moore Park Golf Course into a new public park in one of the most densely populated areas of Sydney
- \$1.6 million for priority infrastructure and asset maintenance at Parramatta Park.

Table 2.13: Key new Planning projects commencing in 2024-25 included in this Budget

Project	Estimated total cost	Expenditure over four years to 2027-28
NSW Planning Digital Environment		
To deliver the NSW Planning Portal Customer-First Program and embed a new operating model to enable system improvements and delivery of innovation and efficiencies.	\$20.4 million	\$20.4 million
Residential Housing in North-West Sydney		
To acquire land in the north-west growth area of Sydney to support the delivery of up to 475 new homes.	\$17.2 million	\$17.2 million
Recreational Improvements at Centennial Parklands		
To construct new sports and recreational facilities, using funds raised by the Trust.	\$12.7 million	\$9.4 million
Sydney Olympic Park Infrastructure and Asset Maintenance		
Priority infrastructure and asset maintenance in Sydney Olympic Park to support sporting and entertainment events at international standards.	\$8.5 million	\$8.5 million
Bays West Stage 1 and Broader Precinct		
Preliminary design and planning works to support the future redevelopment of Bays West around the Bays Metro station and White Bay Power Station.	\$5.0 million	\$5.0 million
Royal Botanic Gardens and Domain Trust – Asset Renewal Program		
To address priority infrastructure maintenance at the Botanic Gardens of Sydney.	\$3.4 million	\$3.4 million
Moore Park Golf – Transformation to a Recreational Park		
To complete planning, design and engagement options for the transformation of 20 hectares of Moore Park Golf Course into a new public park for Sydney.	\$2.6 million	\$2.6 million
Parramatta Park Trust – Asset Renewal Program		
For priority infrastructure and asset maintenance at Parramatta Park.	\$1.6 million	\$1.6 million

Table 2.14: Key Planning projects continuing in this Budget

Project	Estimated total cost	Expenditure over four years to 2027-28
Bradfield City Centre Stage 1 Enabling Works		
Early works and site preparation for the Bradfield City Centre, which will be situated on the doorstep of the new Western Sydney International (Nancy-Bird Walton) Airport.	\$870.6 million	\$751.8 million
Advanced Manufacturing Research Facility (AMRF)		
The AMRF will support industry, government and research institutions to collaborate, develop, scale up and commercialise advanced manufacturing technologies by providing specialist equipment and workspaces, and other services.	\$261.9 million	\$252.8 million
Strategic Open Spaces Program Across Greater Sydney		
The Strategic Open Spaces program is focused on creating, promoting, and encouraging enjoyable functional spaces to support healthy and active communities.	\$140.0 million	\$45.7 million

Project	Estimated total cost	Expenditure over four years to 2027-28
Office Hubs in Dubbo and Coffs Harbour		
To consolidate existing tenancies and provide modern, efficient office spaces to help attract and retain regional government workers.	\$119.9 million	\$109.4 million
Cumberland Plain Conservation Plan – Land Acquisitions		
To support the delivery of future homes in Western Sydney through conservation activities under the Cumberland Plain Conservation Plan, including capital expenditure as part of a total additional capital and recurrent investment of \$137.9 million this Budget.	\$109.3 million	\$86.2 million
Research Facility – Building 3		
To support scientific and industrial research operations at Bradfield City Centre.	\$49.0 million	\$49.0 million
Parramatta North Program Early Works		
Supporting the delivery of infrastructure and urban renewal.	\$34.8 million	\$11.6 million
Property and Development NSW Asset Maintenance Program (Tranche 2)		
Key maintenance across the State’s property portfolio.	\$22.8 million	\$17.1 million
Valnet Framework Program		
A new interactive customer-centric platform for land valuation and data management, replacing legacy systems and manual processing in the Office of the Valuer-General.	\$16.7 million	\$10.8 million

Pages 4-41 to 4-47 of Chapter 4 and 5-10 to 5-11 of Chapter 5 of this *Infrastructure Statement* list the major capital projects and minor works for the Planning, Housing and Infrastructure agencies, including the ETC, estimated expenditure to 30 June 2024, and 2024-25 allocation.

2.8 Regional NSW



Regional NSW helps to strengthen regional communities and economies. Projects seek to grow primary industries through sustainable land use practices, create regional employment opportunities and manage the responsible use of natural resources, including advancing sustainable mining and resource development.

\$226.0
million

Capital
Expenditure
to 2027-28

\$134.7
million

Capital
Expenditure
2024-25

Regional NSW is also responsible for overseeing the delivery of significant projects funded by the Snowy Hydro Legacy Fund, which supports transformative infrastructure projects across regional New South Wales.

This Budget includes \$609.1 million for projects across Regional NSW portfolio over the four years to 2027-28, including \$383.1 million for those in development that are classified as inventory.

Box 2.14: Supporting the regions through the Snowy Hydro Legacy Fund

The Snowy Hydro Legacy Fund is designed to deliver key infrastructure that will benefit regional New South Wales. The Government is committed to investments in regional New South Wales that support regional job creation and economic development.

To date, a total of \$2.1 billion has been committed from the Snowy Hydro Legacy Fund for a range of transformative regional projects, including:

- \$332.2 million to transform Parkes into a national freight and logistics hub (\$235.4 million from the Snowy Hydro Legacy Fund)
- \$224.8 million to support Moree becoming a northern gateway diversifying its strong agricultural economy and offering opportunities for new technologies such as protected cropping and energy solutions in the middle of Australia's most productive grain region
- \$212.2 million for Wagga Wagga to be a hub of high value agricultural and food production supporting existing and new companies to do business Australia-wide and throughout the world
- \$196.3 million in the Snowy Mountains region for essential infrastructure to support housing and grow the year-round tourism industry
- \$45.0 million to support farmers and agribusinesses in the adoption of digital technology (ag-tech) and on-farm connectivity solutions to improve resource management, boost productivity and enhance water security.

Table 2.15: Key new Regional NSW projects commencing in 2024-25 included in this Budget

Project	Estimated total cost	Expenditure over four years to 2027-28
Snowy 2.0 Gaden Trout Hatchery		
The project will expand the Gaden Trout Hatchery capacity to produce up to 20 tonnes of additional fish to stock the Tantangara Reservoir and Lake Eucumbene with salmonid fish. This will address potential risks to the trout fishery from the translocation of Redfin perch due to the Snowy 2.0 project. The project will also build resilience into the existing populations of both Macquarie perch and Stocky galaxias and help the long-term survival of both species within the upper Murrumbidgee Catchment, should a new incursion of pest fish occur.	\$5.3 million	\$5.3 million
Orange Agricultural Institute Upgrade		
The project will upgrade facilities at the Orange Agricultural Institute following damage caused by a natural disaster. The facilities include houses, administration buildings, the State Emergency Centre, sheds and glasshouses.	\$4.8 million	\$4.8 million

Table 2.16: Key Regional NSW projects continuing in this Budget

Project	Estimated total cost	Expenditure over four years to 2027-28
World-Class Food and Fibre		
Enhancements to research stations (including glasshouses, exotic disease diagnostic instruments and on-farm sensors and data technology) will work towards boosting agricultural productivity and support world class food and fibre production.	\$104.0 million	\$19.0 million
R&D partnership with the Grain Research and Development Corporation		
The 2017 Research and Development Partnership with the Grains Research Development Corporation is a 10 year contracted partnership that will enhance productivity of plant and livestock systems.	\$22.0 million	\$9.2 million
Foot and Mouth Disease – Risk and Response		
The program supports urgent operations and response capacity and enables broader surge response capability for Foot and Mouth Disease preparedness and management. This capital investment includes facilities and equipment, including an effluent decontamination and sterilisation system, main water reservoirs back-up system, data transmission improvements, and sensor-activated automatic wheel and truck wash facilities at key handling sites.	\$14.3 million	\$0.4 million
Offshore Artificial Reefs		
Involves construction of multi-component, purpose-built artificial reefs off the NSW coast to provide significant returns on investment through new fishing tourism opportunities in addition to ecological benefits. The reefs enhance fishing and tourism opportunities, by creating additional habitat for local aquatic organisms and fish such as Kingfish, Trevallies, Snapper, Flathead, Whiting and Morwongs species.	\$8.8 million	\$2.4 million

Pages 4-49 to 4-50 of Chapter 4 of this *Infrastructure Statement* list the major capital projects and minor works for the Regional NSW agencies, including the ETC, estimated expenditure to 30 June 2024, and 2024-25 allocation.

Page 4-62 Chapter 4 of this *Infrastructure Statement* list the major capital projects accounted for by delivery agencies as inventory, including the ETC, estimated expenditure to 30 June 2024, and 2024-25 allocations.

2.9 Transport



Transport plays a key role in making New South Wales a better place to live, work and visit by connecting people and communities. Integrated transport networks including road, train, metro, bus, ferry, light rail, cycling and walking are critical for driving economic growth, wellbeing, and creating vibrant precincts and cities.

\$62.9
billion

Capital
Expenditure
to 2027-28

\$17.6
billion

Capital
Expenditure
2024-25

The Transport capital program includes a \$62.9 billion investment over the four years to 2027-28, including major investment in Sydney's transformational Metro projects and regional roads and rail fleet.

Box 2.15: Parramatta Light Rail Stage 2 Progress

The NSW Government has provisioned an additional \$2.1 billion to deliver Parramatta Light Rail Stage 2, to build better connected communities in Sydney's growing west. The budget also commits \$73.0 million to update the Final Business Case for the project.

The 2024-25 Budget paves the way to start construction on this essential project in this term of government. This investment follows state and planning approvals granted earlier this year.

The proposed Parramatta Light Rail Stage 2 would connect Parramatta's CBD to Sydney Olympic Park via Camellia, Rydalmere, Ermington, Melrose Park and Wentworth Point. This vital project would support housing growth and better connect communities in Western Sydney.

Table 2.17: Key new Transport projects commencing in 2024-25 included in this Budget

Project	Estimated total cost	Expenditure over four years to 2027-28
Elizabeth Drive Upgrades		
Delivering priority sections of Elizabeth Drive including safety improvements (includes \$200.0 million from Urban roads Fund). This is a key corridor providing access to Western Sydney International Airport (NSW and Australian Government funded).	n.a.	\$661.0 million
Mamre Road - Erskine Park Road to Kerrs Road		
Widening Mamre Road between Erskine Park Road to Kerrs Road with upgrades to key existing and future intersections (NSW and Australian Government funded).	n.a.	\$605.5 million
Tangara Fleet Life Extension		
Extending the life of the Tangara Fleet to operate until 2036, beyond the extended design life in 2028, to resolve obsolescence, ageing, safety and customer experience issues. This will enable a longer term replacement to come online with >50 per cent local manufacturing content.	n.a.	\$441.5 million
New Bus Services for Western Sydney		
Delivering new bus services which will connect Liverpool, Penrith & Campbelltown to the Western Sydney International Airport and Bradfield City (NSW and Australian Government funded).	n.a.	\$327.1 million

Project	Estimated total cost	Expenditure over four years to 2027-28
Widen Richmond Road from the M7 to Townson Road		
Widening a 2.2 kilometre section of Richmond Road between the M7 Motorway and Townson Road and building a new off-ramp bridge to connect Richmond Road to Westlink M7 (includes \$285.0 million from Urban Roads Fund). The upgrade will improve access to the existing Marsden Park Industrial precinct and future commercial and residential developments in the Marsden Park North precinct (NSW and Australian Government funded).	n.a.	\$316.6 million
Upgrade Garfield Road East		
Upgrading a 3.4 kilometre section of Garfield Road, between Piccadilly Street, Riverstone and Windsor Road, Box Hill (includes \$100.0 million from Urban Roads Fund). The upgrade will improve safety and accessibility for the newly established communities of Grantham Farm and Box Hill travelling to the existing rail station at Riverstone (NSW and Australian Government Funded).	n.a.	\$276.3 million
South West Sydney Roads (Planning)		
Planning for the South West Sydney Roads program which will identify critical road upgrades needed to support growth areas including the Greater Macarthur, South West Sydney and Wilton (NSW and Australian Government funded).	n.a.	\$65.0 million
Western Sydney Roads (Planning)		
Planning for the key corridors in Western Sydney to support housing growth by ensuring that road infrastructure can keep pace with the current and future transportation needs of the rapidly expanding population of Western Sydney (NSW and Australian Government funded).	n.a.	\$30.0 million
Eastern Ring Road and Badgerys Creek Road South (Planning)		
Planning for the priority roads which form part of the Western Sydney Airport Precinct Road Network. This will improve access to new jobs and housing in the Aerotropolis (NSW and Australian Government funded).	n.a.	\$25.0 million
Rail Fleet Strategy incl Future Fleet Tangara Replacement (Planning)		
Delivering a business case for the Future Fleet Program to determine fleet asset lifecycle and local manufacturing and procurement options for the long term fleet pipeline, and design a modern, fit for purpose double deck suburban passenger train to replace Tangara and other fleet. This includes associated infrastructure and asset upgrades to support the new fleet so that it can operate anywhere on the Sydney Trains network.	n.a.	\$13.2 million
Golden Highway Dubbo to Newcastle Improvement Program (Planning)		
Delivering a business case for priority corridor solutions, including potential overtaking lanes and other improvements to also support ongoing renewable energy transition in regional NSW (NSW and Australian Government funded).	n.a.	\$10.0 million
Hume Highway Corridor Strategy (Planning)		
Delivering a corridor assessment and management strategy for the full length of the Hume Highway from Marulan to the Victorian Border (NSW and Australian Government funded).	n.a.	\$10.0 million

Project	Estimated total cost	Expenditure over four years to 2027-28
Mount Ousley Safety and Reliability Works (Planning)		
Undertaking development activities and preparing a business case to improve safety and resilience of the M1 Princes Motorway at Mount Ousley (NSW and Australian Government funded).	n.a.	\$10.0 million

Box 2.16: Road Safety

The NSW and Australian Governments have committed \$2.8 billion (\$1.1 billion in capital funding) over the next four years towards Road Safety initiatives that will reduce fatalities and serious injuries on NSW roads. These initiatives will contribute to meeting the NSW Government's 2030 trauma reduction targets and the long-term goal of Towards Zero trauma on NSW roads. This funding will allow the NSW Government to continue delivering the commitments in the 2026 Road Safety Action Plan and improve safety for the NSW community.

Road safety is a high priority for the NSW Government and this significant investment demonstrates the Government's commitment to building and maintaining safer roads and reducing fatalities. On 22 February 2024, the NSW Government hosted the first ever NSW Road Safety Forum to lead the conversation on additional measures to address the significant increase in road fatalities experienced in 2023.

Table 2.18: Key State-wide Transport projects continuing in this Budget

Project	Estimated total cost	Expenditure over four years to 2027-28
Zero Emissions Buses Program		
Transitioning the state's 8,000 plus diesel and natural gas public transport buses to zero emissions technology to contribute to the delivery of the NSW Government's commitment to achieve net zero emissions by 2050. This will also provide more comfortable journeys and liveable places for passengers and communities.	n.a.	\$1.9 billion
The program is being delivered in stages to allow local industry time to prepare, and technology advancements to be assessed and adopted along the way. Tranche 1 includes Australian Government funding for Macquarie Park Bus Depot.		
Road Safety Investment		
Continuing the Government's commitment to the Road Safety Action Plan to fund targeted and proven initiatives to improve road safety in New South Wales. The Towards Zero Safer Roads Program and Australian Government funded Road Safety works builds on existing investment in thousands of kilometres of audio-tactile line markings, wide centre lines, school safety infrastructure works, crash barriers in regional NSW and other life-saving infrastructure across the State.	n.a.	\$1.1 billion
New Buses to cater for NSW Services		
Procuring new buses to deliver reliable services across New South Wales.	n.a.	\$467.8 million

Project	Estimated total cost	Expenditure over four years to 2027-28
Urban Roads Fund		
Improving capacity on key road corridors in Sydney to support housing uplift and flood resilience (through Western Sydney Flood Resilience which is part of the URF) and smaller projects to reduce congestion on roads in local communities.		
<ul style="list-style-type: none"> • \$118.2 million to plan and upgrade 1.8-kilometre section of Henry Lawson Drive Stage 1B between Auld Ave and the approach to the M5 Motorway. Widening of Henry Lawson Drive from 2 lanes to 4 lanes, intersection upgrades at Bullecourt Ave and Pozieres Ave, provision of new link roads between Auld Ave, Keys Parade, and Raleigh Road, and shared paths and footpaths. 		\$398.5 million *
<ul style="list-style-type: none"> • \$99.3 million for Pitt Town Bypass • \$65.0 million to duplicate sections of Heathcote Road • \$50.0 million for the planning of Liverpool to Airport Transit Corridor • \$24.0 million for traffic lights at Elara Boulevard • \$15.0 million for Driftway Roundabout at Londonderry • \$14.7 million for planning the upgrade of Spring Farm Parkway Stage 2 • \$4.8 million for the planning of pedestrian overpass at Hurstville Primary • \$3.5 million for traffic lights at Bank Street • \$2.5 million for the resurfacing of Canterbury Road • \$1.5 million for pedestrian safety barriers Blaxland 	n.a.	* Excludes projects that are partly funded through URF and are separately featured in other tables: Elizabeth Drive Upgrades, Upgrade Garfield Road East, Widen Richmond Road from the M7 to Townson Road; Upgrade of Bandon Road, Widen Richmond Road at Elara Boulevard
Pinch Points		
Continuing NSW and Australian Government funded investment in small scale traffic improvements that provide big benefits to customers, including reduced congestion and travel times.	n.a.	\$245.4 million
Regional Roads Fund		
The Regional Roads Fund is used to build new roads in rural and regional areas including:		
<ul style="list-style-type: none"> • \$39.8 million for the planning and design of Gosford Bypass • \$18.9 million to investigate the extension of Memorial Drive to provide a potential bypass of the Bulli town centre • \$18.5 million for signalling at the Yass, Bungendore, and Ellerton Drive roundabout intersection • \$14.5 million towards the Thornton rail bridge duplication • \$11.8 million for improvements on Golden Highway, including an overtaking lane approaching Merriwa • \$9.0 million for planning for potential additional entry and exit ramps to connect motorists in Dapto to the M1 Princes Motorway • \$7.5 million for Alphadale Crossroads intersection on the Bruxner Highway to improve driver safety at the turnoff from the Princess Highway into Tuross Head • \$6.0 million additional funding for the Speers Point intersection upgrade, bringing total funding to \$8.8 million • \$1.4 million for planning for the southern left-hand slip lane. 	n.a.	\$125.1 million

Project	Estimated total cost	Expenditure over four years to 2027-28
Active Transport		
Developing and delivering projects that expand connected cycleway networks, which increase opportunities for cycling and walking in and around connected centres. Active Transport projects encourage more people to choose walking and cycling as modes of transport.	n.a.	\$120.9 million
Maritime infrastructure upgrades		
Upgrading ferry wharves to improve accessibility and continuing ongoing maintenance and upgrades to various regional maritime assets.	n.a.	\$79.0 million* *Excludes Kamay Ferry Wharves

Table 2.19: Key Sydney Metropolitan Transport projects continuing in this Budget

Project	Estimated total cost	Expenditure over four years to 2027-28
Sydney Metro West		
Delivering a new metro line connecting Greater Parramatta with the Sydney CBD. The line will include metro stations at Westmead, Parramatta, Sydney Olympic Park, North Strathfield, Burwood North, Five Dock, The Bays, Pyrmont and Hunter Street in the Sydney CBD.	n.a.	\$13.4 billion
Sydney Metro – Western Sydney Airport		
Delivering six new metro stations to service the future Western Sydney International (Nancy-Bird Walton) Airport and the Western Sydney Aerotropolis, interchanging with the T1 Western Line at St Marys (NSW and Australian Government funded).	n.a.	\$5.5 billion
Western Harbour Tunnel Upgrade		
Continuing the delivery of the first stage of tunnelling works for a new crossing of Sydney Harbour. The first package will include construction of 1.7 kilometres of mainline tunnels from Rozelle to Birchgrove. The second package includes construction of northern tunnels from Birchgrove, through Sydney Harbour and onto North Sydney, the marine work and all the tunnel fit-out.	n.a.	\$4.2 billion
Rail Service Improvement Program		
Continuing the program to simplify and modernise the rail network and integrate Sydney Metro City and Southwest with Sydney's train network. Customers can expect more frequent train services with shorter wait times and reduced crowding, including additional services on the Illawarra, Airport and South Coast lines.	n.a.	\$1.9 billion
Sydney Metro City and Southwest		
Delivering an extension of Metro North West Line from Chatswood, under Sydney Harbour, through new CBD stations and southwest to Bankstown. The line will include metro stations at Crows Nest, Victoria Cross (North Sydney), Barangaroo, Martin Place, Pitt Street and Waterloo, new metro platforms at Central and Sydenham stations, and 10 upgraded stations between Marrickville and Bankstown.	n.a.	\$1.2 billion

Project	Estimated total cost	Expenditure over four years to 2027-28
Connecting Sydney Roads		
Upgrading the Sydney road network to support population and employment growth in Sydney. Key projects include:		
<ul style="list-style-type: none"> • \$225.0 million for Mulgoa Road Stage 2 – Glenmore Parkway to Jeanette Street (NSW and Australian Government funded) • \$151.3 million for The Horsley Drive, M7 motorway to Cowpasture Road (NSW and Australian Government funded) • \$149.5 million (\$75.0 million from Urban Roads Fund) for Upgrade of Bandon Road (Planning) (NSW and Australian Government funded) • \$147.2 million for Appin Road Upgrades (NSW and Australian Government funded) • \$129.1 million for Mulgoa Road Stage 1 – Blaikie Road to M4 Motorway (NSW and Australian Government funded) • \$127.2 million for Western Sydney Long Term Strategic Transport Corridor Preservation • \$102.6 million for Spring Farm Parkway Stage 1. • \$72.4 million for Wakehurst Parkway • \$5.5 million for Mona Vale Road, McCarrs Creek Road to Powder Works Road. 	n.a.	\$1.1 billion*
* Note figure excludes projects that are featured in other tables: Elizabeth Drive Upgrades, Mamre Road -Erskine Park Road to Kerrs Road, Widen Richmond Road from the M7 to Townson Road, Upgrade Garfield Road East; New Richmond Bridge and Traffic Improvements, Mamre Road, M4 Motorway to Erskine Park Road, Widen Richmond Road at Elara Boulevard, Epping Station Bridge Replacement, Hill Road Upgrade, King Georges Road, Stoney Creek Road to Connells Point Road, Homebush Bay Drive Upgrade, Heathcote Road, Infantry Parade, Hammondville to The Avenue, Voyager Point, Henry Lawson Drive Upgrade Stage 1A, Prospect Highway, Reservoir Road to St Martins Crescent, Memorial Avenue, Old Windsor Road to Windsor Road, Heathcote Road - The Avenue to Princes Highway; Picton Bypass		
Warringah Freeway Upgrade		
Continuing upgrades of the Warringah Freeway for surface roads, bridges and interchanges along 4 kilometres of the freeway corridor, which started in early 2022.	\$2.0 billion	\$788.0 million
M6 Extension Stage 1		
Continuing the extension works which will remove more than 2,000 trucks a day from surface roads, enable motorists to bypass up to 23 sets of traffic lights on the Princes Highway and enhance pedestrian and cyclist safety through shared pathways.	\$3.1 billion	\$705.5 million
The M12 Motorway		
Continuing to deliver a new motorway as part of the Western Sydney Infrastructure Plan. The project, funded by the NSW and Australian Governments, will provide direct access to the Western Sydney International (Nancy-Bird Walton) Airport, running east to west, linking the M7 Motorway, The Northern Road and Elizabeth Drive. It will also improve the freight movement in and through Western Sydney.	\$2.0 billion	\$607.9 million
Safe, Accessible Transport Program		
Continuing to deliver and develop upgrades to stations to achieve Disability Standards for Accessible Public Transport (DSAPT) compliance, improving amenity, access and safety.	n.a.	\$547.5 million
Parramatta Light Rail Stage 2		
The first stage is the delivery of a new public and active transport bridge over Parramatta River between Wentworth Point and Melrose Park, including approaches on either side of the river – totalling 1.3km (Enabling Works).	n.a.	\$475.1 million

Project	Estimated total cost	Expenditure over four years to 2027-28
New Richmond Bridge and Traffic Improvements		
Providing a new bridge over the Hawkesbury River between Richmond and North Richmond. The project will deliver journey time reliability, safer connections along the road corridor and improve flood resilience (NSW and Australian Government funded).	n.a.	\$377.2 million
Circular Quay Precinct Renewal (Planning)		
Commitment to upgrade the promenade and ferry wharves at Circular Quay to make them compliant with modern accessibility standards. Renewal of the promenade will remove the current load limits and associated restrictions on emergency service access to the precinct. The Australian Government funding is for land transport assets only (NSW and Australian Government funded).	n.a.	\$303.9 million
Sydney Gateway		
Expanding and improving the existing road and freight rail networks to provide a new route for around 10,000 trucks a day. This will divert trucks from local streets in Mascot by providing an alternate route, thereby reducing travel times and congestion, and returning local streets back to the community.	\$2.6 billion	\$272.4 million
M5 Motorway, Moorebank Avenue and Hume Highway Intersection Upgrade		
Delivering the M5 Westbound Traffic Upgrade to provide a new two-lane bridge over Georges River and rail line, and a new underpass at Moorebank Avenue. These upgrades will reduce congestion and improve travel times, accessibility and connectivity of road networks (NSW and Australian Government funded).	n.a.	\$263.1 million
Mamre Road, M4 Motorway to Erskine Park Road		
Widening 3.8 kilometres of Mamre Road, between the M4 Motorway and Erskine Park Road, from a two-lane undivided road to a four-lane divided road, with provision for two additional lanes in the future. This upgrade will provide a safer and higher capacity link.	n.a.	\$249.5 million
Parramatta Light Rail Stage 1		
Continuing construction of the Light Rail from Westmead to Carlingford via the Parramatta CBD and Camellia with a 12-kilometre two-way track, to support growth in Western Sydney, connecting new communities and places. The Light Rail is estimated to service 28,000 people every day with an estimated 130,000 people living within walking distance of light rail stops.	\$2.9 billion	\$210.6 million
Widen Richmond Road at Elara Boulevard		
Upgrading a 0.9 kilometre section of Richmond Road, north of Elara Boulevard (includes \$100.0 million from Urban Roads Fund). The upgrade will provide safer and improved access to fast growing residential developments in the Marsden Park precinct and future commercial and residential developments in the Marsden Park North precinct (NSW and Australian Government funded).	n.a.	\$156.5 million
Epping Station Bridge Replacement		
Replacing the Epping Road Bridge over rail near Epping Train Station to provide an additional westbound lane, central median and wider footpaths (NSW and Australian Government funded).	n.a.	\$121.5 million

Project	Estimated total cost	Expenditure over four years to 2027-28
Hill Road Upgrade (at Sydney Olympic Park and Lidcombe)		
Upgrading Hill Road between Parramatta Road and Old Hill Link Road to improve connectivity to Carter Street Precinct and Sydney Olympic Park.	n.a.	\$120.3 million
King Georges Road, Stoney Creek Road to Connells Point Road		
Widening King Georges Road from two lanes to three lanes in each direction and constructing a dedicated right turn lane for south bound motorists turning into Percival Street. The upgrade will benefit an estimated 43,000 motorists by reducing congestion, improving travel times and boosting safety for all users (NSW and Australian Government funded).	\$190.6 million	\$98.8 million
Macquarie Park Precinct and Bus Interchange		
Upgrading the Macquarie Park precinct and bus interchange will help connect people to Macquarie University, Macquarie Centre, Macquarie Business Park and residential and commercial areas. The upgrade will improve travel efficiency and connectivity, making it easier for people to move safely into and around Macquarie Park (NSW and Australian Government funded).	n.a.	\$97.3 million
Homebush Bay Drive		
Upgrading the intersection of Homebush Bay Drive, Australia Avenue and Underwood Road. The project will ease congestion, increase safety and improve travel times to Homebush and Sydney Olympic Park (NSW and Australian Government funded).	n.a.	\$90.9 million
Western Distributor Smart Motorway		
Delivering technology improvements along the Western Distributor corridor between the Sydney Harbour Bridge and Anzac Bridge to provide an improved and smoother driving experience (NSW and Australian Government funded).	n.a.	\$89.5 million
Heathcote Road, Infantry Parade Hammondville to the Avenue, Voyager Point		
Widening and upgrading a 2.2 kilometre section of Heathcote Road between Infantry Parade and The Avenue to a four-lane divided road, and upgrading intersections at Heathcote Road and The Avenue, and at Heathcote Road and Macarthur Drive. The project also duplicates the existing bridges at Harris Creek, Williams Creek and over the railway line, as well as providing active transport connections along Heathcote Road (NSW and Australian Government funded).	\$183.0 million	\$76.4 million
Henry Lawson Drive Upgrade Stage 1A		
Continuing construction of Stage 1A which involves widening between Tower Road, Georges Hall and Auld Avenue, Milperra to double capacity and reduce congestion.	\$136.0 million	\$67.9 million
South West Sydney Rail Planning – Business Case		
Developing a business case for potential future rail connections between Bradfield and Leppington/Glenfield, and between Bradfield and Campbelltown/Macarthur (NSW and Australian Government funded).	n.a.	\$65.0 million

Project	Estimated total cost	Expenditure over four years to 2027-28
<p>Prospect Highway, Reservoir Road to St Martins Crescent</p> <p>Continuing the upgrade of a 3.6 kilometre section of the Prospect Highway between Reservoir Road, Prospect and St Martins Crescent, Blacktown to a four-lane divided carriageway. The section north of Lancelot Street will be upgraded to a six-lane divided road, inclusive of two dedicated bus lanes, and improvements will be made to 11 intersections along the route. The upgrade will improve road safety for all road users, reduce congestion leading to improved travel times, and increase network efficiency (NSW and Australian Government funded).</p>	\$280.0 million	\$59.3 million
<p>Memorial Avenue, Old Windsor Road to Windsor Road</p> <p>Upgrading Memorial Avenue to a four-lane road (with allowance for future widening to six lanes) to meet the future transport demands of Sydney's north-west, reducing travel times and congestion for motorists and improving safety as part of the Western Sydney Growth Roads Program (NSW and Australian Government funded).</p>	n.a.	\$48.2 million
<p>Sydney Metro – Western Sydney Airport – Northern extension – Business Case</p> <p>Developing a business case for a potential future rail connection between St Marys and Tallawong.</p>	n.a.	\$40.0 million
<p>Heathcote Road – The Avenue to the Princes Highway (Planning)</p> <p>Continuing planning and development for the duplication of approximately 18 kilometres of Heathcote Road between The Avenue at Voyager Point and Princes Highway at Engadine. The upgrade will increase capacity and create a safer environment.</p>	n.a.	\$31.0 million
<p>Parramatta Class ferries</p> <p>Procuring seven new Australian made, NSW designed Parramatta Class ferries. This ferry purchase program allows the gradual retirement of the seven RiverCat ferry fleet while maintaining service levels.</p>	n.a.	\$19.1 million
<p>Kamay Ferry Wharves</p> <p>Reinstating multi-user wharves at La Perouse and Kurnell. This will provide better access to the Kurnell Precinct and facilities for recreational vessels and fishing.</p>	\$78.0 million	\$15.1 million

Box 2.17: Western Sydney Airport Precinct – Multimodal Connectivity

The Western Sydney Aerotropolis is set to become a thriving economic centre, creating new jobs and opportunities for the people of Western Sydney. Located around the new Western Sydney International Airport, the Aerotropolis will benefit from multimodal connectivity with new metro, bus and road projects.

Metro Projects

Sydney Metro – Western Sydney Airport rail line will be an important transport spine for the new Western Sydney International (Nancy-Bird Walton) Airport. The project is jointly funded by the Australian and NSW Governments and is set to be open when Western Sydney International Airport opens for passenger services.

Currently in construction, the 23 kilometre line will connect Bradfield City Centre to St Marys, where customers can connect to the Sydney Trains T1 Western Line. The line will connect Western Sydney residents to greater job opportunities, health and education services, and leisure activities via a fast, safe, and user-friendly metro service with six new stations. As of May 2024, Sydney Metro – Western Sydney Airport project has involved 7,763 workers with 54 per cent from Greater Western Sydney, as well as 108 apprentices. Once operational, the line is expected to take about 110,000 vehicles off local roads every day, significantly reducing local traffic.

To inform future investment priorities in the region, this budget allocates funding for business cases for a northern extension (St Marys and Tallawong) and a southern extension (Bradfield to Campbelltown/Macarthur and Bradfield to Leppington/Glenfield).

Bus Services

The Australian Government has added \$100.0 million to the State's \$241.9 million capital commitment for bus services for Western Sydney, linking the communities of Campbelltown, Penrith and Liverpool to the new Airport. The funding will deliver critical infrastructure and services, the procurement of additional Zero Emission Buses (ZEB) and construction of a new ZEB depot for 100 buses. Service frequency and hours of operation will increase, and new local bus routes will be introduced to provide public transport to unlock housing and access to jobs in new precincts.

Road Projects

The NSW Government is investing over \$1.0 billion in this budget for Aerotropolis roads as part of its \$5.2 billion Western Sydney roads program. With matching funding from the Australian Government, the NSW Government will deliver an upgrade to Mamre Road Stage 2 for \$1.0 billion and widening of Elizabeth Drive for \$800.0 million. The NSW and Australian Governments have jointly committed \$25.0 million to support the development of a business case for the Eastern Ring Road and Badgerys Creek Road. The Eastern Ring Road and Badgerys Creek Road form part of the Airport Precinct road network that supports the airport operations, enables public and active transport, and provides direct access to new employment areas.

Box 2.18: Connecting Sydney Roads

Connecting Sydney Roads includes projects being delivered to address bottlenecks, re-connect communities and improve safety for road users across Greater Sydney. Funding will contribute towards key Sydney Roads upgrades including:

- **Picton Bypass (Planning):** The development of Picton Bypass will provide an alternate route for heavy vehicles, by linking Thirlmere and Tahmoor with Hume Motorway via Picton Road. The project will see a reduction in traffic congestion, improved safety and journey reliability (NSW and Australian Government funded)
- **Epping Station Bridge Replacement:** The replacement of Epping Station Bridge will include an additional westbound traffic lane, an additional right turn lane southbound onto Blaxland Road and a pedestrian and bicycle shared path. The upgrades will ease congestion, reduce travel times and improve safety for road users (NSW and Australian Government funded)
- **Hill Road Upgrade (at Sydney Olympic Park and Lidcombe):** The project will support future development growth in the Carter Street Precinct and connectivity to Sydney Olympic Park, Wentworth Point, Newington and Lidcombe, and access to Parramatta Road and the M4 Motorway off ramp to Hill Road
- **Mamre Road Upgrade (M4 Motorway to Erskine Park Road):** Stage 1 of the project will deliver an upgrade of 3.8 kilometres of Mamre Road between M4 Motorway, St Clair and Erskine Park Road, Erskine Park to a four-lane divided road. The upgrade will support future economic and residential growth in Western Sydney and improve road safety and movement between the M4 Motorway and Erskine Park Road
- **Mamre Road - Erskine Park Road to Kerrs Road (State and Federal Funded):** This second stage to upgrade Mamre Road is to widen between Erskine Park Road and Kerrs Road with upgrades at key existing and future intersections (NSW and Australian Government funded)
- **Mulgoa Road Upgrade (Glenmore Parkway to Jeanette Street, Regentville):** Stage 2 of the Mulgoa Road project includes upgrading to a six-lane divided road, shared user path and upgrade Glenmore Parkway intersection. The project will support expected growth in the area, improve road safety, reduce congestion and improve travel times (NSW and Australian Government funded)
- **Prospect Highway Upgrade:** The upgrade will include duplicating the bridges over the M4 Motorway and Great Western Highway, upgrading to a four-lane divided road, new traffic lights, installing kerbside bus lanes, modifying intersections to provide a roundabout and a new two-way link road between Great Western Highway and Prospect Highway. This project will improve safety and access for road users, improve travel times and reduce congestion, support public transport with kerbside bus lanes and support freight movement (NSW and Australian Government funded)
- **Elizabeth Drive Upgrades:** The project will deliver upgrades at priority sections of Elizabeth Drive including safety improvements. This is a key corridor providing access to the Western Sydney International Airport (NSW and Australian Government funded)
- **Memorial Avenue, Old Windsor Road to Windsor Road:** This project will upgrade Memorial Avenue to a four-lane road (with allowance for future widening to six lanes) to meet the future transport demands of Sydney's north-west, reducing travel times and congestion for motorists and improving safety as part of the Western Sydney Growth Roads Program (NSW and Australian Government funded)

Box 2.18 Connecting Sydney Roads (cont)

- **Widen Richmond Road from the M7 to Townson Road:** This project will widen a 2.2 kilometre section of Richmond Road between the M7 Motorway and Townson Road and will include a new off-ramp bridge to connect Richmond Road to Westlink M7. The upgrade will improve access to the existing Marsden Park Industrial precinct and future commercial and residential developments in the Marsden Park North precinct (NSW and Australian Government funded)
- **Garfield Road East:** The project will upgrade a 3.4 kilometre section of Garfield Road, between Piccadilly Street, Riverstone and Windsor Road, Box Hill. The upgrade will improve safety and accessibility for the newly established communities of Grantham Farm and Box Hill travelling to the existing rail station at Riverstone (NSW and Australian Government Funded).

Table 2.20: Key Regional and Outer Metro Transport projects continuing in this Budget

Project	Estimated total cost	Expenditure over four years to 2027-28
<p>Pacific Highway Corridor - M1 to Raymond Terrace and Hexham Straight Widening</p> <p>Continuing main works construction of the upgrade to connect the M1 Pacific Motorway and the Pacific Highway, and major construction on the Hexham Straight Upgrade between Newcastle Inner City Bypass and Hexham Bridge (NSW and Australian Government funded).</p>	\$2.2 billion	\$1.4 billion
<p>Regional Rail Fleet</p> <p>Delivering a modern Regional Rail Fleet to replace the ageing XPT, XPLOER and Endeavour trains and improve travel.</p>	n.a.	\$1.2 billion
<p>Princes Highway Corridor Upgrade</p> <p>Continuing investments for priority projects including:</p> <ul style="list-style-type: none"> • Jervis Bay Road Intersection Upgrade, to improve safety, reduce congestion and improve access to local roads (NSW and Australian Government funded) • Jervis Bay to Sussex Inlet Upgrade (Stage 1) between Jervis Bay Road and Hawken Road (NSW and Australian Government funded) • Milton-Ulladulla Bypass to improve safety, journey times and freight efficiency (NSW and Australian Government funded) • Princes Highway Safety and Freight Productivity Upgrades. 	n.a.	\$1.1 billion
<p>Mariyung Fleet (New Intercity Fleet)</p> <p>Delivering a new, state of the art fleet and associated power supply upgrades to provide a new level of comfort and convenience and improve accessibility and safety for customers who travel between Sydney, the Central Coast and Newcastle, the Blue Mountains and the South Coast.</p>	n.a.	\$973.8 million
<p>Pacific Highway Corridor - Coffs Harbour Bypass</p> <p>Continuing the Pacific Highway upgrade program to improve connectivity, road transport efficiency and safety for local and interstate motorists (NSW and Australian Government funded).</p>	\$2.2 billion	\$926.0 million
<p>Newell Highway Corridor Upgrade</p> <p>Continuing the delivery of Parkes bypass, new Dubbo Bridge, heavy duty pavement upgrades, and investigations to develop and deliver flood mitigation solutions on the Newell Highway between West Wyalong and Forbes (NSW and Australian Government funded).</p>	n.a.	\$432.2 million

Project	Estimated total cost	Expenditure over four years to 2027-28
New England Highway Corridor – Singleton Bypass		
Commencing main works construction of the bypass for Singleton to improve traffic flow, travel times and safety for motorists (NSW and Australian Government funded).	\$700.0 million	\$462.9 million
New England Highway Corridor Upgrade		
Continuing planning and early work activities for the Muswellbrook bypass to improve travel times for long-haul freight movements and safety for all road users on the New England Highway, as well as planning for Goonoo Goonoo Road in Tamworth. (NSW and Australian Government funded).	n.a.	\$392.9million
Mount Ousley Interchange		
Commencing major construction of the interchange to replace the existing intersection of the M1 Princes Motorway and Mount Ousley Road at the base of Mount Ousley (NSW and Australian Government funded).	\$390.0 million	\$293.8 million
Newcastle Inner City Bypass from Rankin Park to Jesmond		
Continuing construction of the final stage of the Newcastle Inner City Bypass between the Pacific Highway at Bennetts Green and the final stage of the Pacific Highway at Sandgate (NSW and Australian Government funded).	\$481.9 million	\$232.7 million
Wyong Town Centre		
Continuing planning and commencing early works for the upgrade of the Pacific Highway through Wyong Town Centre (NSW and Australian Government funded).	n.a.	\$216.3 million
Great Western Highway – Medlow Bath and Coxs River Road		
Continuing construction of the duplication of 1.1 kilometres of the Great Western Highway through Medlow Bath, and duplication on the Little Hartley to Lithgow section of the Great Western Highway at Coxs River Road (NSW and Australian Government funded).	n.a.	\$200.3 million
Barton Highway Upgrade		
Continuing improvements on the Barton Highway to improve road safety while enhancing tourism, driving economic growth and creating vibrant regional spaces (NSW and Australian Government funded).	n.a.	\$138.7 million
Picton Road Upgrade (Planning)		
Continuing planning the upgrade of Picton Road to improve safety and connectivity as a key link for the Illawarra Region, South Coast, Sydney, Canberra and Melbourne (NSW and Australian Government funded).	n.a.	\$89.3 million
Fixing Country Rail Program		
Providing improved capacity, access, efficiency and reliability of the regional rail network, as well as delivering a highly functional transport network for moving freight in and out of regional areas.	n.a.	\$66.2 million
Mandalong Road Upgrade		
Continuing planning for the Mandalong Road upgrade (NSW and Australian Government funded).	n.a.	\$59.4 million
Central Coast Highway, Tumby Road Intersection Upgrade		
Finalise planning and continue pre-construction of the Central Coast Highway, Tumby Road Intersection Upgrade (NSW and Australian Government funded).	n.a.	\$38.9 million

Project	Estimated total cost	Expenditure over four years to 2027-28
Bells Line of Road Upgrade Program		
Continuing development and delivery of safety upgrades to enable a safer journey on the scenic route between the Blue Mountains and Richmond (Australian Government funded).	n.a.	\$36.4 million
Hume Highway Upgrade		
Continuing pavement surface upgrades on the Hume Highway at Marulan.	n.a.	\$22.5 million
Waterfall Way Upgrade		
Upgrading sections of Waterfall Way to improve safety, reliability and travel times, and addressing safety for pedestrians and traffic in the Dorrigo town centre.	\$50.0 million	\$21.3 million
Marshalls Creek Bridge		
Widening the Sturt Highway to four lanes over Marshalls Creek Bridge to improve safety and ease congestion on the highway through Wagga Wagga.	n.a.	\$20.9 million
Picton Bypass (Planning)		
Planning for the Picton Bypass that would provide an alternative route for heavy vehicles by linking Thirlmere and Tahmoor with the Hume Motorway via Picton Road.	n.a.	\$18.3 million

Box 2.19: Pacific Highway, Extension to Raymond Terrace and Hexham Straight

The Australian and NSW Governments are funding the 15 kilometre M1 Pacific Motorway extension to Raymond Terrace project with a commitment of \$2.2 billion. The extension will boost the regional economy and improve connectivity, road transport efficiency and safety for local and interstate motorists.

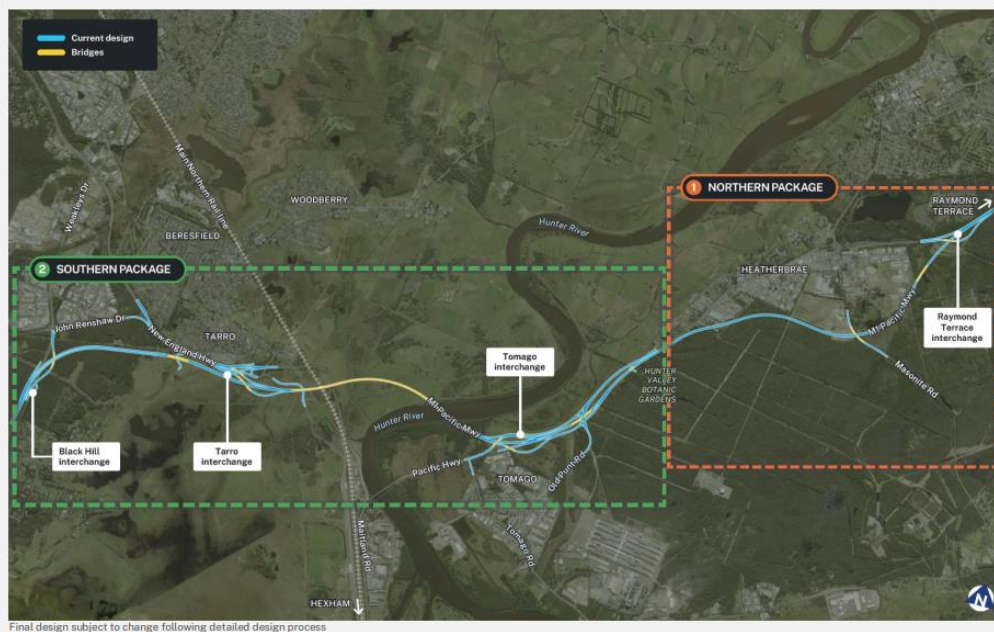
The project addresses a key national motorway ‘missing link’ between Sydney and Brisbane as the existing M1 Pacific Motorway, New England Highway and Pacific Highway carry some of the highest traffic volumes across the Hunter.

The 15 kilometre extension of the motorway will feature: removal of five sets of traffic lights and cutting nine minutes from travel times during peak periods. It will also deliver a 2.6 kilometre viaduct over the Hunter River and floodplain, the Main North Rail Line, and the New England Highway. Additionally, there will be new bridge crossings over local waterways at Tarro and Raymond Terrace, and an overpass for Masonite Road at Heatherbrae.

The upgrade will:

- improve connection between the M1 Pacific Motorway and the Pacific Highway
- improve traffic flow for motorists and freight for more reliable travel times
- improve accessibility to the surrounding road network
- improve safety for all road users.

Figure 2.5: Pacific Highway, Extension to Raymond Terrace and Hexham Straight



Box 2.20: Singleton Bypass

The Australian and NSW Governments have committed \$700.0 million to build the Singleton Bypass to improve travel times, freight efficiency and safety for local and interstate motorists.

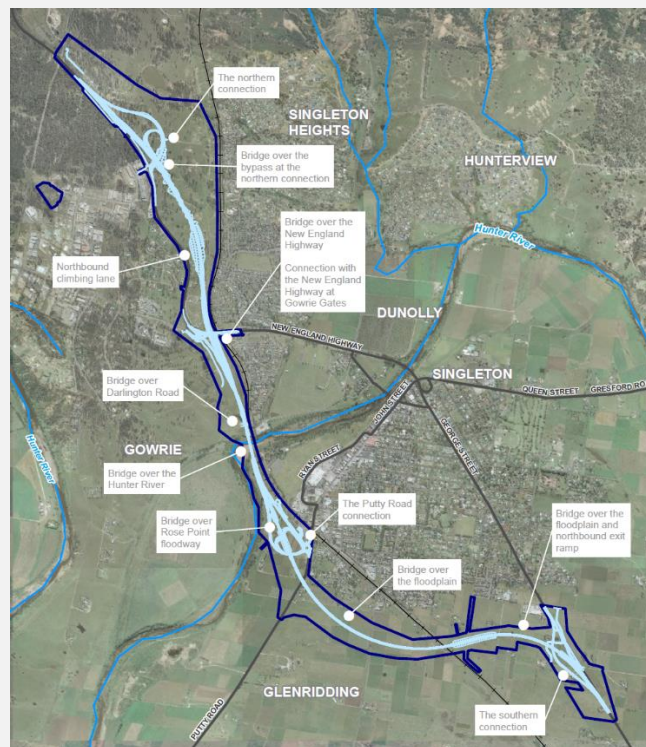
The New England Highway is part of the inland Sydney to Brisbane National Land Transport Network and the primary route connecting the Upper Hunter with Maitland and Newcastle. The highway passes through the centre of Singleton and carries around 26,000 vehicles, including more than 3,700 heavy vehicles, each day.

The 8-kilometre project will bypass five sets of traffic lights and include a 1.8 km bridge over the Main Northern Railway, Doughboy Hollow and Hunter River floodplains.

The bypass will provide:

- improved traffic flow for motorists for more reliable travel times on the New England Highway, particularly for road freight
- improved road safety for through and local traffic in the town centre
- improved amenity of Singleton by providing an alternative route for heavy vehicles outside the town centre.

Figure 2.6: Singleton Bypass



Box 2.21: Newcastle Inner City Bypass from Rankin Park to Jesmond

The Australian and NSW Governments have committed \$481.9 million to deliver the Rankin Park to Jesmond section of the Newcastle Inner City Bypass. The 3.4-kilometre bypass is being built between Rankin Park and Jesmond, to the west of John Hunter Hospital. The Rankin Park to Jesmond project is the fifth section of the Newcastle Inner City Bypass.

The project will provide traffic relief to the surrounding road network, in particular the existing route of Lookout Road, Croudace Street and Newcastle Road, which is currently being used by 40,000 to 60,000 vehicles each day. The new bypass will remove up to 30,000 vehicles each day from this route.

The bypass will provide:

- improved traffic flow for motorists for more reliable travel times
- improved accessibility to surrounding road networks and John Hunter Hospital
- improved safety for all road users.

Figure 2.7: Newcastle Inner City Bypass from Rankin Park to Jesmond



Box 2.22: Jervis Bay Road Intersection Upgrade

The Australian and NSW Governments committed \$164.0 million to deliver the Jervis Bay Road intersection upgrade. The Jervis Bay Road and Princes Highway Intersection has the highest volume of vehicle movements on the highway between Nowra and the border with Victoria. A safer and more reliable intersection will support pedestrians, cyclists, and public transport customers to travel safely. The contract for major construction work was awarded in 2023 and major work is now under way.

The project includes:

- realignment of the existing Princes Highway, including widening from two lanes to a four-lane divided highway, with median separation using flexible safety barriers, providing an uninterrupted alignment for the Princes Highway
- an overpass bridge over Jervis Bay Road
- an unsignalised single-lane at-grade double roundabout interchange providing direct access to and from the Princes Highway
- shared user paths along Jervis Bay Road, connecting to the bus bay and Jervis Bay Road and Old Princes Highway Road shoulders
- a bus bay adjacent to the interchange, including kiss and ride car spots.

Pages 4-51 to 4-58 of Chapter 4 of this *Infrastructure Statement* list the major capital projects and minor works for the Transport agencies, including the ETC, estimated expenditure to 30 June 2024, and 2024-25 allocation.

2.10 Treasury (including Infrastructure NSW)



The Treasury capital program includes investment in its financial management system to support Treasury's economic and financial management responsibilities.

\$444.0
million

Capital
Expenditure
to 2027-28

\$163.2
million

Capital
Expenditure
2024-25

Infrastructure NSW is creating a sustainable infrastructure legacy for New South Wales by providing independent advice and assurance to government on the identification and prioritisation of critical public infrastructure and leading the development of nominated priority projects and precinct transformations.

Table 2.21: Key Treasury (including Infrastructure NSW) projects continuing in this Budget

Project	Estimated total cost	Expenditure over four years to 2027-28
Barangaroo Precinct		
Continue the transformation of the Barangaroo precinct including the delivery of a 1.85 hectare public park on Sydney Harbour, the fit-out of the Cutaway, a new public pavilion and other capital projects to enhance local amenity, along with ongoing sustainability, art and culture initiatives.	\$688.0 million	\$271.9 million

Pages 4-59 to 4-60 of Chapter 4 of this *Infrastructure Statement* list the major capital projects and minor works for the Treasury agencies, including the ETC, estimated expenditure to 30 June 2024, and 2024-25 allocation.

Page 4-62 Chapter 4 of this *Infrastructure Statement* list the major capital projects accounted for by delivery agencies as inventory, including the ETC, estimated expenditure to 30 June 2024, and 2024-25 allocations.

3. INFRASTRUCTURE DELIVERED FOR NEW SOUTH WALES

3.1 Key infrastructure delivered

In 2023-24 an estimated \$23.4 billion will be invested in infrastructure across New South Wales.

Major infrastructure delivered includes:

- Prince of Wales Acute Services Building ,delivered as part of the ongoing reconfiguration and expansion of the Randwick Hospital Campus
- Campbelltown Hospital Redevelopment Stage 2, delivering a new clinical services building and refurbishment of existing buildings to provide the Macarthur community with a broader range of healthcare services. It includes an expanded Emergency Department, new women’s health services, enhanced paediatric services, and integrated and expanded mental health services
- Nowra Bridge including a new four lane bridge over the Shoalhaven River and upgrades to over 1.7-kilometre of the Princes Highway. All lanes on the new Nowra Bridge opened to traffic in November 2023. This project was in partnership with the Australian Government
- WestConnex - Rozelle Interchange. The Rozelle Interchange and Iron Cove Link is the most complex stage of the M4-M5 Link connecting to the surrounding road network and the future Western Harbour Tunnel via underground tunnels. The project opened to traffic in November 2023
- the new and upgraded Fort Street Public School featuring 24 home base classrooms, with facilities designed to provide an enriching learning environment
- the new Jerrabomberra High School featuring 24 flexible classrooms, three support classrooms and modern facilities including a new library, multi-purpose hall and covered outdoor learning areas.

3.2 Key projects delivered by Climate Change, Energy the Environment and Water in 2023-24

Table 3.1: Key Climate Change, Energy, the Environment and Water projects delivered in 2023-24

Key Climate Change, Energy and the Environment projects delivered in 2023-24

National Parks Economic Recovery Stimulus

This project delivered visitor infrastructure maintenance and renewal in line with the National Parks Wildlife Service asset management plan requirements.

Wyangala Dam Water Treatment Plan

Construction of a new Water Treatment Plant (WTP) in Wyangala, replacing a former plant that no longer met Australian Drinking Water Guidelines and could not meet demand during peak holiday periods. The new WTP is capable of providing up to 800,000 litres of safe drinking water each day.

Hydrometric Networks and Remote Sensing Program

The Program delivered four projects including: development of a water accounting and reporting tool for entitlement holders and compliance officers, development of a Northern Basin water information portal and supporting systems, improved cross border measurement and monitoring and operationalising remote sensed and spatial description of project.

Dungowan Dam Pipeline Replacement Project

Improving water security for Tamworth through the construction of a new 21km pipeline, replacing a 70-year-old pipeline that leaked up to 2.2 megalitres of water a day.

3.3 Key projects delivered by Communities and Justice in 2023-24

Table 3.2: Key Communities and Justice projects delivered in 2023-24

Key Stronger Communities and Justice projects delivered in 2023-24

Sydney Football Stadium

The redeveloped Sydney Football Stadium opened in August 2022, and is now operating as a world-class sporting and entertainment precinct capable of hosting high value sporting and entertainment events.

Prison Bed Capacity Program

Delivering fit-for-purpose capacity across the custodial system, through the implementation of additional immediate, short and medium term prison bed capacity.

Central Office Consolidation

The Department of Communities and Justice's consolidated the non-operational metropolitan offices to 6PSQ Parramatta.

Transform Prisoner Rehabilitation

This project provided inmates in NSW prisons with digital rehabilitation programs including a learning portal, library, and mental health services.

Social Housing Accelerator

\$25.0 million from the Australian Government under the Social Housing Accelerator Agreement for NSW Land and Housing Corporation to deliver a restoration program for around 290 current vacant social housing properties and reinstate them into service.

Critical maintenance of social homes

\$35.0 million to NSW Land and Housing Corporation to support critical maintenance of State-owned social homes.

Key Stronger Communities and Justice projects delivered in 2023-24

Social and Community Housing projects

\$44.2 million for new housing supply, upgrades and maintenance works through the Aboriginal Housing Office, ensuring First Nations communities have access to quality, affordable housing.

Sydney Police Centre Replacement of Uninterruptible Power Supply

Replacement of the Uninterruptible Power Supply and battery suite at the Sydney Police Centre, to maintain business continuity associated with radio communications, the data centre, the Police Operations Centre, and other critical business functions.

Upgrade of Tactical Telecommunications Devices

Upgrade of tactical telecommunications devices for mobile handset identification and location. This project will assist investigations through capturing evidence and locating wanted fugitives.

Electronic Countermeasure Devices

Provision of electronic countermeasure devices to provide front-line operational police with the capability to counter radio-controlled improvised explosive devices during terrorism incidents.

Busby Land and New Station

The new Busby fire station provides greater protection to local residents through modern equipment and the ability to achieve faster response times to incidents. The new station also provides a more functional space to meet the needs of diverse firefighting staff, including facilities that cater to the needs of male and female firefighters and are reflective of a modern fire service.

Ryde Land and New Fire Station

This station was built to cover the rising construction developments in the region and provide modern fire protection services to the Ryde community. The new facilities include two appliance garages, parking, locker and fitness rooms, and new amenities for its diversifying workforce. The new station also offers a separate 'clean firefighter' zone to limit contaminant exposure between their living and work areas.

Muswellbrook Land and New Fire Station

This station provides modern fire protection services to the Muswellbrook community. The new facilities include triple engine bays, retained locker rooms, training room, mess and fitness room. The new station supports a diverse firefighting crew, providing the separation between work and living areas to ensure a modern, contaminant-free firefighting workplace.

RFS Response to the 2022 Flood Inquiry

Significant investment has been made to acquire rescue equipment including rescue boats to enhance state-wide flood rescue capabilities at a cost of \$6.04 million in 2023-24 to provide closer multi-agency coordination and response in the event of flood across New South Wales.

Chinook Heavy Fire-Bombing Helicopter

A CH-47 Chinook helicopter configured for firefighting missions was delivered to NSW Rural Fire Service. This aircraft will participate in bushfire combat missions and support other major disaster events on a year-round basis.

3.4 Key projects delivered by Customer Service in 2023-24

Table 3.3: Key Customer Service projects delivered in 2023-24

Key Customer Service projects delivered in 2023-24

New Service NSW Centres

Sites were opened at North Rocks and Glenmore Park. These centres make it easier for citizens to transact with NSW Government services.

Modern Licensing and Compliance Program

The first phase of the integrated licensing platform has been completed. This program will enhance regulatory services and improve the customer experience relating to license renewals. When the full program is completed it will replace the existing licensing platform which is approaching the end of its operating life.

OneCX Program

The infrastructure build required for the consolidation and standardisation of websites across NSW Government ecosystem was completed. This is part of an overall program still underway that will improve accessibility of information, improve security, and provide users with an improved customer experience.

Complaints, Compliance and Enforcement Program

A single case management platform was delivered for regulators to manage complaints and compliance more effectively. This is expected to improve market operations, minimise harms, and increase consumer confidence.

3.5 Key projects delivered by Education in 2023-24

Table 3.4: Key Education projects delivered in 2023-24

Key Education projects delivered in 2023-24

Fort Street Public School, Sydney

To accommodate current and future growth in inner Sydney, the new and upgraded Fort Street Public School features 24 classrooms, with facilities designed to provide an enriching learning environment. The refurbished site accommodates a new school library, special programs areas, school hall and a variety of connected outdoor areas. These spaces will be a hub of creativity, collaboration, and active learning.

Gulyangarri Public School, Liverpool

This project delivered a new primary school, which will grow into a modern learning precinct upon the completion of a co-located new public preschool on the site, for the growing communities surrounding Liverpool in Sydney's south-west. The new Gulyangarri Public School features modern, purpose-built facilities that support quality teaching and learning. With 20 classrooms, four special education classrooms, a school hall, library and a covered outdoor learning area, Gulyangarri Public School provides a variety of opportunities to enhance student collaboration, communication, and engagement.

Budawang School, Milton

The Budawang School relocation project has delivered a new purpose-built, fully accessible, and inclusive school in Milton to ensure families in regional NSW have access to student-centred facilities. The new facilities include a library, kitchen and sensory rooms that were specifically designed to provide opportunities for students to develop functional living skills and independence. Work is continuing on Stage 2 to construct the school's hydrotherapy pool. Work is expected to be completed in late 2024.

Oran Park Public School Stage 2

Investment in response to significant student growth at Oran Park Public School has provided 16 new fit-for-purpose classrooms, a refurbished special projects room, enhanced administrative areas and an extended kiss and ride area with an additional entrance. The project was delivered using the off-site manufacture and on-site assembly of school building components. This project took only 13 months from design to completion.

Mosman High School

The upgrade to Mosman High School has provided 16 new classrooms and houses a new library, theatre and school hall while providing a seamless link to the heritage of the site. The upgrade delivered a range of creative and performing arts learning spaces for students, including a dance studio, music ensemble studio and spaces for drama and entertainment, as well as a new language hub, catering for a diversity of language learning opportunities.

Jerrabomberra High School - Stage 1

The new Jerrabomberra High School features 24 flexible classrooms, three support classrooms and modern facilities including a new library, multi-purpose hall and covered outdoor learning areas. Learning spaces are flexibly connected, allowing students to work in varied group sizes and provide students with choice and comfort. The project reflects the NSW Government's commitment to delivering quality education infrastructure to regional NSW, with current capacity for 500 students and catering for up to 1000 students upon Stage 2 completion.

Institute of Applied Technology (IAT) for Construction (TAFE)

IATC and Multi-Trades Hub providing construction trade training for 700 apprentices, as well as construction industry specialist training and micro-skills delivered in consultation with Industry and University partners.

Connected Learning Centre – Stage 3

Eight new Connected Learning Centre (CLC) facilities rolled out across the state in rural and regional areas at Byron Bay, Batemans Bay, Cobar, Hay, Jindabyne, Nambucca Heads, Nelson Bay, and West Wyalong. That brought total number of TAFE NSW CLCs to 22.

Muswellbrook South Public School

A major upgrade to Muswellbrook South Public School delivered 13 new classrooms, upgraded and refurbishment of eight existing buildings, new covered outdoor learning area (COLA) and sporting facilities, and improvement to external areas. Construction was planned to ensure there was minimal interruption to teaching and learning.

Key Education projects delivered in 2023-24

John Palmer Public School, The Ponds

This project delivered a major upgrade to John Palmer Public School to bring students improved facilities, supporting the growing local community in Sydney's north-west. The project saw the removal of all demountables, with students and staff now enjoying 29 new classrooms, a new library, expanded school hall, additional staff facilities, new amenities, improved outdoor play and learning spaces, and additional support learning space.

Bangalow Public School

We've upgraded Bangalow Public School to bring students in our regional areas the latest education facilities, providing new permanent learning spaces and amenities. The project delivered eight new permanent flexible teaching and learning spaces and the refurbishment of existing teaching and learning spaces. This included important refurbishment of the heritage building to provide modern administration space, conversion of existing spaces to create a new, larger library, as well as the removal of the final demountables.

Glenwood High School

The Glenwood High School upgrade opened Day 1 Term 1 2024, ensuring our growing communities in Sydney's north-west have access to state of the learning spaces by providing improved education facilities for students and staff. The upgrade features a new three storey building with 48 modern classrooms, delivered alongside a new performing arts centre, specialised science labs, and refurbishments of existing buildings.

The Rural Access Gap program has delivered a digital uplift at more than 1,000 rural, regional and remote schools in New South Wales, with support and training to close the equity gap with their metropolitan counterparts.

The Co-funded Regional and Metro Renewal Programs have delivered much need improvements to more than 1,400 school facilities at more than 1,000 schools across New South Wales.

3.6 Key projects delivered by Health in 2023-24

Table 3.5: Key Health projects delivered in 2023-24

Key Health projects delivered in 2023-24
<p>Campbelltown Hospital Redevelopment Stage 2</p> <p>The project delivered a new clinical services building and refurbishment of existing buildings, providing the Macarthur community with a broader range of healthcare services closer to home including an expanded Emergency Department, new women's health services, enhanced pediatric services, and integrated and expanded mental health services.</p>
<p>Randwick Campus Reconfiguration and Expansion Stage 1 – Prince of Wales Acute Services Building</p> <p>This Prince of Wales Acute Services Building has been delivered as part of the ongoing reconfiguration and expansion of the Randwick Hospital Campus to enable delivery of contemporary models of care including greater integration of clinical services, research, and support services delivery arrangements on the campus. This project responds to a growing population, increased demand for integrated health services and patient-focused models of care for the increasingly complex needs of the community.</p>
<p>Projects under the Rural Ambulance Infrastructure Reconfiguration (RAIR) Program</p> <p>This program delivered 54 new and upgraded ambulance stations, providing local paramedics with modern, fit-for-purpose infrastructure to better meet the emergency medical care needs of communities in regional and rural NSW. New ambulance stations have been delivered at Glen Innes, Old Bar, and Woy Woy as part of Stage 2 of the program. The new stations feature internal parking for additional emergency ambulance vehicles, administration and office areas, staff rest facilities, logistics and storage areas, internal wash bay, and staff parking.</p>
<p>Tweed Valley Hospital Development and Multi-Storey Car Park</p> <p>The project delivered a new state-of-the-art facility (ETC value of \$723.3 million) with more beds and greater capability to serve the growing Tweed-Byron community. The new hospital includes an embedded learning, development and research facility that will support educational opportunities for staff. It will also provide a contemporary working environment to help attract and retain a skilled workforce. A new multi-storey car park has also been delivered to support the uplift in services for the Tweed Valley Hospital Development, providing more than 1,200 free car spaces for patients, visitors and staff.</p>
<p>Central Ambulance Superstation</p> <p>The Central Sydney Superstation was delivered as part of the Sydney Ambulance Metropolitan Infrastructure Strategy (SAMIS) program which is reshaping NSW Ambulance infrastructure to better serve the community and paramedics. The Central Sydney Superstation is a key hub for local paramedics and support staff, providing parking bays for up to 30 emergency ambulance vehicles, administration, office areas and amenities, on-site staff parking, logistics and storage area, purpose-built medication room and an external wash bay.</p>
<p>Sutherland Hospital Operating Theatre Complex (including MRI)</p> <p>The redevelopment of the Sutherland Hospital Operating Theatre Complex delivers increased operating theatre capacity to meet future demand driven by an increasing and aging population, with an associated increase in chronic and complex disease.</p>
<p>Wagga Wagga Base Hospital Car Park</p> <p>The project delivered a multi-storey car park and additional on-grade car spaces at multiple locations on the health campus. At the completion of the \$431.0 million Wagga Wagga Health Service Redevelopment and multi-storey car park projects there is over 900 free car parking spaces – more than double the previous parking spaces on the campus.</p>

The completion dates identified in Chapter 4 are the financial completion dates, which involve the finalisation of all commercial payments and confirmation that all contractual obligations have been met. This may occur 12-18 months after the building has become ready for commissioning and occupied by patients and staff.

3.7 Key projects delivered by Jobs and Tourism in 2023-24

Table 3.6: Key Jobs and Tourism projects delivered in 2023-24

Key Jobs and Tourism projects delivered in 2023-24

State Library Digital Restart Fund – Culturally Safe Digital

The State Library has delivered the Culturally Safe Digital program, which established an online platform with 15 digital Keeping Places. This supports preservation and access to local cultural heritage material and ensures that management of these materials are looked after by First Nations communities.

3.8 Key projects delivered by Planning in 2023-24

Table 3.7: Key Planning projects delivered in 2023-24

Key Planning projects delivered in 2023-24

White Bay Power Station

\$87.4 million was spent to deliver critical heritage, environmental remediation and structural works by Place Management NSW (in the PNFC sector) to White Bay Power Station and the surrounding site.

Royal Botanic Gardens and Domain Trust – Strategic Asset Maintenance Program

\$13.9 million was spent to address infrastructure maintenance at the Botanic Gardens of Sydney.

Parks for People Program – Callan Park

\$10.0 million was spent to deliver site works and remediation of the waterfront at Callan Park.

Centennial Park and Moore Park Trust - Moore Park Playing Field

\$3.0 million was spent to upgrade the elite training grounds at Moore Park East, funded by Eastern Suburbs Rugby League Club. This included a total field upgrade and field extension to improve training facilities for high performance sports and community use.

3.9 Key projects delivered by Regional NSW in 2023-24

Table 3.8: Key Regional NSW projects delivered in 2023-24

Key Regional projects delivered in 2023-24

Biosecurity Enhanced Response Capacity

The program included a series of key projects to reduce NSW's biosecurity risks. These included scaling up response capacity so that threats and incursions are detected sooner and eradicated faster, the application of new techniques and technologies in the detection and management of pests and diseases, and the reduction of the impact of endemic pests, weeds, and diseases to reduce the potential reservoirs of infection.

Commercial Fisheries Systems Modernisation

This project has enabled commercial fishing activity to be reported digitally with seamless, real-time reporting for all commercial fishing types. Further it has allowed for the reduction of "lag time" between fishing activity and accurate report submission.

Minerals Industry Systems Upgrade

The project completed the development and modernisation of a variety of minerals industry systems including the funds and levies system, the automated testing framework, and the ACES - authorisation applications online system. This has ensured that business systems are modern and up to date with current technological requirements, provided efficiency gains for Department staff and service improvements for customers.

Narrandera Fisheries Centre Upgrade

Following periods of drought a new hatchery facility has been constructed with refurbishment of the existing aquaculture infrastructure in Narrandera Fisheries Centre. This improves the ability of the hatchery to breed and restock native fish species in rivers and waterways that suffer in these periods of drought.

Biodiversity Reforms

Local Land Services (LLS) has completed a program of ICT enhancements to enable and support the regulation of biodiversity following recommendations of the Biodiversity Legislation Review Panel. These enhancements allow for LLS to centrally manage customer interactions and facilitate management and reporting of land management activities. They have also provided customers a single portal to transact business with LLS electronically, saving landholders significant costs and overheads of doing business with government.

Future Fund

The Future Fund has enabled implementation of the first phase of the Front of House Customer Service upgrades, ensuring LLS has access to collaboration technology and a modernised environment in which to engage landholders. The program delivered upgrades of LLS sites and consolidation of multiple sites within towns; as well as key infrastructure development in baiting and veterinary facilities, drought-proofing infrastructure across Travelling Stock Reserves and upgraded telephony and video conferencing technology.

3.10 Key projects delivered by Transport in 2023-24

Table 3.9: Key Transport projects delivered in 2023-24

Key Transport projects delivered in 2023-24
<p>Newell Highway Program Alliance</p> <p>The Newell Highway Program Alliance has delivered 38 additional overtaking lanes and various safety upgrades along the Newell Highway, within four years, from 2019 to 2023. The completion of 38 new overtaking lanes along the full length of the Newell Highway will deliver faster, safer, and more reliable journeys for residents, tourists and freight operators travelling in regional NSW (NSW and Australian Government funded).</p>
<p>Mitchell Highway Overtaking Lanes and Safety works</p> <p>Three new overtaking lines were installed on the 36-kilometre stretch of the Mitchell Highway between Dubbo to Narromine. The project included significant intersection upgrades at Wynsley Lane and Lagoon Creek, along with other safety works which included road widening, a widened centreline and safety barriers.</p>
<p>Great Western Highway, Kelso to Raglan</p> <p>The Great Western Highway 3.5-kilometre upgrade between Kelso to Raglan was completed in December 2023. It doubled the road's capacity with dual lanes in each direction between Ashworth Drive and Napoleon Street, and delivered a resilient road surface.</p>
<p>Kamilaroi Highway Safety Upgrades between Baan Baa to Turravan</p> <p>The Saving Lives on Country Roads Program as part of the Safer Roads Program completed 17-kilometres of safety improvements between Baan Baa to Turravan in April 2024. Improvements included wider roads, installation of flexible centre barriers and dual overtaking lanes to increase road safety on the highway.</p>
<p>Gwydir Highway Flood Mitigation Works</p> <p>The flood immunity project on the Gwydir Highway at Washpool, east of Moree, was completed in September 2023. The project raised and rebuilt a section of the Gwydir Highway at Washpool to ensure the road is better able to endure during and after flood events.</p>
<p>Cobb and Silver City Highway Program</p> <p>153-kilometres on the Silver City Highway and 132-kilometres on the Cobb Highway are now sealed providing long term access, fewer highway closures, greater economic opportunities for local and interstate businesses, more efficient travel for NSW motorists and safer travel conditions. As of October 2023, all sections have been completed.</p>
<p>South Batemans Bay Link Road</p> <p>The South Batemans Bay Link Road project included a new roundabout on the Princes Highway and a one-kilometre upgrade of Glenella Road between the Princes Highway and Heron Road. The project takes pressure off Beach Road, relieves congestion in the Batemans Bay CBD and supports future growth.</p>
<p>Nowra Bridge</p> <p>The Nowra Bridge includes a new four lane bridge over the Shoalhaven River, and upgrades to over 1.7-kilometre of the Princes Highway, including improved intersections and additional lanes. All lanes on the new Nowra Bridge opened to traffic in November 2023. The project was a partnership between the Australian and NSW Governments.</p>
<p>WestConnex - Stage 3B: Rozelle Interchange</p> <p>The Rozelle Interchange and Iron Cove Link is the most complex stage of the M4-M5 Link connecting to the surrounding road network and the future Western Harbour Tunnel via underground tunnels. It provides a new underground motorway interchange to City West Link and a toll-free underground bypass of Victoria Road between the Iron Cove Bridge and the Anzac Bridge, with links to the approved Western Harbour Tunnel. The project opened to traffic in November 2023.</p>
<p>Pinch Points and Clearways - Linden Street, between River Road and The Grand Parade, Sutherland (widen Bangor Bypass near Woronora Bridge)</p> <p>As part of the Pinch Points and Clearways program, the upgrade of the River Road, Leonay Street and The Grand Parade intersections with Linden Street, and the widening of Bangor Bypass near Woronora Bridge was completed. The project opened to traffic in August 2023.</p>

Key Transport projects delivered in 2023-24

Maritime Infrastructure Upgrades

Coffs Harbour recreational boat ramp was upgraded to provide a 75-metre extension to the breakwater, additional boat ramp lanes, two new pontoons, parking upgrade and improvements to foreshore amenities. The project was completed in April 2024.

The Tweed Heads Travel Lift has delivered major improvements including new and improved facilities for boat users, a 75-tonne boat travel lift, upgraded services and equipment, and upgraded drainage and wastewater treatment system. The project was completed in November 2023.

Nelson Bay Unloading Wharf Extension is now operational and being used by commercial charter and fishing vessels. The project was completed in November 2023.

Seawall maintenance reconstruction at the Spit, Mosman was completed in November 2023.

Safe, Accessible Transport Program

The Safe, Accessible Transport Program provides upgrades to train stations making them more accessible, safe and secure. This can also include the provision of car parking facilities.

Station upgrades completed through 2023-24 include: Redfern, Canterbury, Dulwich Hill, Hurlstone Park, Punchbowl, Bellambi, Clarendon, Dapto, Denistone, Dubbo, Erskineville, St Peters, Stanmore and Waitara. Commuter car parks have also been completed at Casula, Como and Edmonson Park (North).

Transport Access Program – Commuter Wharf Upgrades

As part of this program, the Double Bay Wharf upgrade was completed with partial demolition of the existing timber wharf, upgrade of the existing jetty and construction of a new gangway and steel pontoon wharf. The project was completed in December 2023.

Sydney Ferries Minor Works

The first of seven new Parramatta Class ferries (The Frances Bodkin) was put into service in April 2024. This ferry purchase program allows the gradual retirement of the seven RiverCat ferry fleet while maintaining service levels.

4. GENERAL GOVERNMENT SECTOR PROJECTS

4.1 General government sector projects

Cabinet Office

Parliamentary Counsel's Office.....	4 - 6
Audit Office of New South Wales.....	4 - 6
Independent Commission Against Corruption.....	4 - 6
Independent Pricing and Regulatory Tribunal.....	4 - 6
Law Enforcement Conduct Commission.....	4 - 7
New South Wales Electoral Commission.....	4 - 7
Ombudsman's Office.....	4 - 7

Climate Change, Energy, the Environment and Water

Department of Climate Change, Energy, the Environment and Water.....	4 - 8
Energy Corporation of New South Wales.....	4 - 10
Environment Protection Authority.....	4 - 11
Natural Resources Access Regulator.....	4 - 11
Biodiversity Conservation Trust of NSW.....	4 - 11
Water Administration Ministerial Corporation.....	4 - 12

Communities and Justice

Department Communities and Justice.....	4 - 13
Crown Solicitor's Office.....	4 - 14
Fire and Rescue NSW.....	4 - 14
Legal Aid Commission of New South Wales.....	4 - 15
New South Wales Crime Commission.....	4 - 15
NSW Police Force.....	4 - 15
NSW Rural Fire Service.....	4 - 18
NSW State Emergency Service.....	4 - 19
Office of Sport.....	4 - 19
Aboriginal Housing Office.....	4 - 20
Multicultural NSW.....	4 - 20
NSW Trustee and Guardian.....	4 - 20
Judicial Commission of New South Wales.....	4 - 21
Office of the Children's Guardian.....	4 - 21
Office of the Director of Public Prosecutions.....	4 - 21

Customer Service

Department of Customer Service.....	4 - 22
Information and Privacy Commission.....	4 - 23
Service NSW.....	4 - 23
Long Service Corporation.....	4 - 23
New South Wales Government Telecommunications Authority.....	4 - 24
State Insurance Regulatory Authority.....	4 - 24

Education

Department of Education.....	4 - 25
NSW Education Standards Authority.....	4 - 30
TAFE Commission.....	4 - 31

Health

Ministry of Health.....	4 - 32
Health Care Complaints Commission	4 - 37
Mental Health Commission of New South Wales.....	4 - 37

Jobs and Tourism

Department of Enterprise, Investment and Trade	4 - 38
Art Gallery of New South Wales	4 - 38
Australian Museum.....	4 - 39
Destination NSW	4 - 39
Museums of History NSW	4 - 39
Museum of Applied Arts and Sciences	4 - 40
State Library of New South Wales.....	4 - 40

Planning

Department of Planning, Housing and Infrastructure	4 - 41
NSW Reconstruction Authority	4 - 42
Royal Botanic Gardens and Domain Trust.....	4 - 42
Sydney Olympic Park Authority	4 - 43
Western Parkland City Authority.....	4 - 43
Centennial Park and Moore Park Trust.....	4 - 44
Hunter and Central Coast Development Corporation.....	4 - 44
Planning Ministerial Corporation.....	4 - 45
Property and Development NSW.....	4 - 46
Western Sydney Parklands Trust	4 - 47

Premier's Department

Premier's Department.....	4 - 48
Natural Resources Commission	4 - 48
Public Service Commission	4 - 48

Regional NSW

Department of Regional NSW	4 - 49
New South Wales Rural Assistance Authority.....	4 - 49
Local Land Services	4 - 50
NSW Food Authority.....	4 - 50

Transport

Transport for NSW	4 - 51
Sydney Metro	4 - 58
Office of Transport Safety Investigations	4 - 58

Treasury

The Treasury	4 - 59
Infrastructure NSW.....	4 - 59
NSW Self Insurance Corporation.....	4 - 59
Workers' Compensation (Dust Diseases) Authority	4 - 60

The Legislature

The Legislature.....	4 - 61
----------------------	--------

Table 4.1: Capital investment by general government sector^(a)

Agency	Capital Expenditure			Variation ^(c) \$m
	2023-24 Budget ^(b) \$m	2023-24 Revised ^(b) \$m	2024-25 Budget ^(b) \$m	
Cabinet Office				
Parliamentary Counsel's Office	0.9	1.0	0.3	(0.8)
Audit Office of New South Wales.....	2.2	1.0	2.2	1.2
Independent Commission Against Corruption.....	2.5	1.1	6.2	5.1
Independent Pricing and Regulatory Tribunal.....	0.2	...	0.2	0.2
Law Enforcement Conduct Commission.....	1.1	1.1	15.5	14.4
New South Wales Electoral Commission	16.7	7.0	12.7	5.7
Ombudsman's Office	1.8	1.4	6.9	5.6
Climate Change, Energy, the Environment and Water				
Department of Climate Change, Energy, the Environment and Water	246.9	549.5	302.6
Energy Corporation of New South Wales ^(d)	434.8	1,441.8	1,007.0
Environment Protection Authority ^(e)	9.5	6.4	6.5	0.2
Natural Resources Access Regulator ^(e)	0.5	0.5
Biodiversity Conservation Trust of NSW ^(e)	15.1	2.0	15.1	13.1
Water Administration Ministerial Corporation ^(e)	20.0	11.0	29.0	18.0
Communities and Justice				
Department Communities and Justice	228.6	204.5	1,259.7	1,055.3
Crown Solicitor's Office	2.0	2.0	1.3	(0.8)
Fire and Rescue NSW	111.2	95.9	96.9	1.0
Legal Aid Commission of New South Wales	12.4	8.6	12.0	3.4
New South Wales Crime Commission	0.8	0.8	2.5	1.7
NSW Police Force	363.8	330.3	407.4	77.1
NSW Rural Fire Service	52.3	51.9	30.1	(21.8)
NSW State Emergency Service	52.9	39.9	42.6	2.7
Office of Sport	11.8	7.3	12.2	4.9
Aboriginal Housing Office ^(f)	101.4	98.9	141.3	42.3
Multicultural NSW	0.5	0.5	0.3	(0.2)
NSW Trustee and Guardian	7.2	3.9	9.6	5.7
Judicial Commission of New South Wales	0.2	0.2	0.3	0.1
Office of the Children's Guardian	1.4	0.2	1.4	1.3
Office of the Director of Public Prosecutions	4.0	2.8	4.5	1.7
Customer Service				
Department of Customer Service	214.0	136.9	135.8	(1.0)
Information and Privacy Commission	0.2	0.4	0.2	(0.2)
Service NSW	36.6	51.3	28.6	(22.7)
Long Service Corporation	0.3	0.5	2.4	1.9
New South Wales Government Telecommunications Authority..	223.5	136.0	178.1	42.1
State Insurance Regulatory Authority	5.6	...	5.6	5.6
Education				
Department of Education	2,586.2	2,473.6	2,719.5	246.0
NSW Education Standards Authority	7.8	2.8	17.0	14.2
TAFE Commission	237.2	267.2	300.6	33.4

Agency	2023-24 Budget ^(b) \$m	Capital Expenditure		Variation ^(c) \$m
		2023-24 Revised ^(b) \$m	2024-25 Budget ^(b) \$m	
Health				
Ministry of Health	3,303.1	2,884.1	3,207.2	323.1
Health Care Complaints Commission	4.0	4.0	0.1	(3.9)
Mental Health Commission of New South Wales	0.3	0.5	0.0	(0.4)
Jobs and Tourism				
Department of Enterprise, Investment and Trade	430.4	194.9	446.6	251.7
Art Gallery of New South Wales	19.5	29.8	16.4	(13.4)
Australian Museum	17.9	15.1	15.9	0.8
Destination NSW	0.2	0.2	0.4	0.1
Museums of History NSW	22.5	20.2	16.8	(3.4)
Museum of Applied Arts and Sciences	5.0	8.0	3.2	(4.8)
State Library of New South Wales	17.3	11.8	23.1	11.4
Planning				
Department of Planning, Housing and Infrastructure.....	543.9	139.0	75.8	(63.2)
Greater Cities Commission ^(g)	0.1	0.0	...	(0.0)
Northern Rivers Reconstruction Corporation ^(h)	142.9	23.7	...	(23.7)
NSW Reconstruction Authority	58.7	71.3	122.1	50.8
Royal Botanic Gardens and Domain Trust.....	28.8	19.6	9.1	(10.5)
Sydney Olympic Park Authority	10.5	9.9	19.0	9.1
Western Parkland City Authority.....	222.6	105.0	302.3	197.3
Centennial Park and Moore Park Trust.....	12.7	12.8	7.2	(5.7)
Hunter and Central Coast Development Corporation	0.5	0.4	0.3	(0.1)
Lands Administration Ministerial Corporation	0.5	...	(0.5)
Planning Ministerial Corporation	259.5	100.9	184.4	83.5
Property and Development NSW	405.0	532.8	496.2	(36.5)
Western Sydney Parklands Trust	13.0	9.7	18.2	8.4
Premier's Department				
Premier's Department	21.3	7.4	17.3	9.9
Natural Resources Commission.....	...	0.1	0.1	0.0
Public Service Commission	0.7	0.4	0.3	(0.1)
Regional NSW				
Department of Regional NSW	85.1	63.4	127.4	64.0
New South Wales Rural Assistance Authority	0.1	0.1	0.1	...
Regional Growth NSW Development Corporation	233.9
Local Land Services	14.3	14.6	6.1	(8.5)
NSW Food Authority	1.1	1.1	1.1	0.0
Transport				
Transport for NSW	8,669.2	8,289.8	9,071.4	781.6
Sydney Metro	7,831.6	6,097.3	6,563.3	466.0
Office of Transport Safety Investigations	0.0	0.0	0.1	0.1
Treasury				
The Treasury	1,215.4	5.9	25.9	20.0
Infrastructure NSW	552.1	51.8	135.8	84.1
NSW Self Insurance Corporation	0.2	0.2	0.2	(0.0)
Workers' Compensation (Dust Diseases) Authority	2.6	0.8	1.3	0.5

Agency	Capital Expenditure		Variation ^(c) \$m	
	2023-24 Budget ^(b) \$m	2023-24 Revised ^(b) \$m		2024-25 Budget ^(b) \$m
The Legislature				
The Legislature	43.9	36.7	40.1	3.4
Not allocated to an agency	(6,298.1)	(484.5)	(4,990.9)	(4,506.4)
Total	22,223.6	22,909.0	23,459.9	550.9

- (a) This table only reports infrastructure investment by agencies and does not include capital grants to public and private bodies to fund infrastructure.
- (b) General government sector investment published in Table A1.1 of Budget Paper No 1 may not sum to the totals of agency programs published in Table 4.1. The difference represents intra-sector eliminations.
- (c) The variation is from 2023-24 revised to the 2024-25 Budget. Discrepancies between totals are due to rounding.
- (d) Transferred from Treasury to Department of Climate Change, Energy, the Environment Water effective 1 January 2024.
- (e) Transferred from Department of Planning and Environment (renamed to Department of Planning, Housing and Infrastructure) to Department of Climate Change, Energy, the Environment and Water effective from 1 January 2024.
- (f) Transferred from Department of Planning, Housing and Infrastructure to Department of Communities and Justice effective from 1 February 2024.
- (g) Abolished per the *Greater Cities Commission Repeal Bill 2023* effective 1 January 2024. Residual functions and associated budget have been transferred to the Department of Planning, Housing and Infrastructure.
- (h) Abolished effective from 31 October 2023 per the *Growth Centres (Development Corporations) Amendment (Dissolution of Northern Rivers Reconstruction Corporation) Order 2023*, and all assets, rights and liabilities transferred to the NSW Reconstruction Authority.

Project Description	Location	Start	Complete	Estimated Total Cost \$000	Est. Expend To 30-06-24 \$000	Allocation 2024-25 \$000
---------------------	----------	-------	----------	-------------------------------	----------------------------------	--------------------------------

Parliamentary Counsel's Office

Total, Minor Works	250
---------------------------	------------

Total, Parliamentary Counsel's Office	250
----------------------------------------------	------------

Audit Office of New South Wales

Total, Minor Works	2,220
---------------------------	--------------

Total, Audit Office of New South Wales	2,220
-----------------------------------------------	--------------

Independent Commission Against Corruption

Major Works

Works in Progress

Information Management Uplift Project	Sydney	2023	2028	4,839	2,585
---------------------------------------	--------	------	------	-------	--------------

Total, Works in Progress	2,585
---------------------------------	--------------

Total, Major Works	2,585
---------------------------	--------------

Leases

Relocation and Fit-Out - New Lease	Sydney	2025	2026	8,823	2,000
------------------------------------	--------	------	------	-------	--------------

Total, Leases	2,000
----------------------	--------------

Total, Minor Works	1,650
---------------------------	--------------

Total, Independent Commission Against Corruption	6,235
---------------------------------------------------------	--------------

Independent Pricing and Regulatory Tribunal

Total, Minor Works	180
---------------------------	------------

Total, Independent Pricing and Regulatory Tribunal	180
-----------------------------------------------------------	------------

Project Description	Location	Start	Complete	Estimated Total Cost \$000	Est. Expend To 30-06-24 \$000	Allocation 2024-25 \$000
---------------------	----------	-------	----------	----------------------------	-------------------------------	--------------------------

Law Enforcement Conduct Commission

Leases

Lease acquisitions between \$250,000 and \$20 million	Various	2024	2034	27,941	839	14,350
Total, Leases						14,350
Total, Minor Works						1,100
Total, Law Enforcement Conduct Commission						15,450

New South Wales Electoral Commission

Major Works

Works in Progress

Election Systems Upgrade

Funding Disclosure and Compliance Online System - Phase 3	Various	2021	2025	28,086	16,839	11,247
Local Government Regulation Changes	Various	2019	2025	5,558	4,198	1,360
Total, Works in Progress						12,607
Total, Major Works						12,607
Total, Minor Works						100
Total, New South Wales Electoral Commission						12,707

Ombudsman's Office

Leases

Lease acquisitions - Office Space in George Street	Sydney	2025	2034	45,056		4,135
Total, Leases						4,135
Total, Minor Works						2,808
Total, Ombudsman's Office						6,943

Project Description	Location	Start	Complete	Estimated Total Cost \$000	Est. Expend To 30-06-24 \$000	Allocation 2024-25 \$000
---------------------	----------	-------	----------	-------------------------------	----------------------------------	--------------------------------

Department of Climate Change, Energy, the Environment and Water

Major Works

New Works

Biodiversity Conservation and Science

Digital Environmental Assessment Program	Various	2024	2025	1,500	700	800
------------------------------------------	---------	------	------	-------	-----	-----

National Parks and Wildlife Service

Acquisition of Gulguer Reserve	Various	2024	2026	49,200		25,000
Additional 100 Field Officers for National Parks & Wildlife Service	Various	2024	2027	3,589		696
National Parks Visitor Infrastructure Management	Various	2024	2025	33,376		33,376

Water

Darling-Baaka Water Quality Monitoring Equipment	Various	2024	2025	424		424
--------------------------------------------------	---------	------	------	-----	--	-----

Total, New Works

60,296

Works in Progress

Biodiversity Conservation and Science

Beachwatch	Various	2022	2034	4,746	2,896	500
Climate Change Funded Minor Works	Various	2021	2030	10,754	10,154	50
Climate Science Program	Various	2022	2030	7,676	5,276	400
Continuing Delivery of Biodiversity Statutory Functions	Various	2023	2026	17,161	2,164	9,567
Healthy Waterways, Healthy Communities	Various	2022	2032	23,040	4,098	2,070
Koala Strategy	Various	2021	2026	52,769	26,912	16,218
Reconnecting Watercourse Country	Various	2023	2026	5,000	200	4,450
Saving Our Species – ICT Roadmap Implementation Project	Various	2022	2025	2,300	1,620	680

Energy Climate Change & Sustainability

Climate Change Fund Net Zero Projects	Various	2021	2030	13,735	335	2,650
---------------------------------------	---------	------	------	--------	-----	-------

National Parks and Wildlife Service

Additional Firefighters and Fleet Upgrade	Various	2022	2034	94,763	8,884	8,655
Commemorating the Meeting of Two Cultures at Kamay Botany Bay National Park	Kurnell	2018	2026	27,046	23,296	2,250
Dorrigo Great Walk	Bellingen	2022	2028	56,422	4,243	10,648

Project Description	Location	Start	Complete	Estimated Total Cost \$000	Est. Expend To 30-06-24 \$000	Allocation 2024-25 \$000
Department of Climate Change, Energy, the Environment and Water (cont)						
Fire Management in National Parks	Various	2008	2030	70,552	56,598	2,430
Flood Response - National Parks	Various	2022	2025	42,173	26,203	15,970
Georges River Koala National Park	Various	2023	2033	47,933		7,750
Great Koala National Park	Various	2023	2027	28,450		2,975
Great Walks - Gardens of Stone and Great Southern Walk	Various	2021	2027	80,361	14,181	32,530
Improving Access to National Parks	Various	2019	2026	149,568	142,718	6,000
Infrastructure Investment in National Parks to Increase NSW Tourism	Various	2018	2026	42,953	32,971	6,982
Light to Light Great Walk	Green Cape	2019	2025	7,948	5,675	2,273
Me-Mel (Goat Island) Remediation		2021	2027	36,700	2,000	10,000
National Parks Radio Network - Migration to the Public Safety Network	Various	2022	2026	22,236	5,264	11,284
Protect Koalas of Southern Sydney	Woronora Heights	2023	2026	6,200		5,200
Reserve Establishment and Activation	Various	2022	2026	120,000	111,529	4,471
Rewilding and Land Acquisitions	Various	2021	2026	84,740	45,905	25,835
Snowy 2.0 Biodiversity Offset Project	Various	2023	2033	9,979	911	3,271
Strategic Fire Trails Network - Safety and Compliance Works	Various	2019	2029	172,829	88,364	19,482
Wolli Creek Regional Park	Wolli Creek	2023	2026	8,800		7,550
Office of the Secretary						
Environment and Conservation Programs	Various	2021	2029	79,182	16,782	12,400
Lord Howe Island - Continuation of Marine Infrastructure	Lord Howe Island	n.a.	n.a.	n.a.	n.a.	10,922
Lord Howe Island - Waste Management Facility Upgrade	Lord Howe Island	n.a.	n.a.	n.a.	n.a.	19,400
Water						
Northern Basin Toolkit (Stage 2) - Water Extraction	Various	2023	2025	37,565	13,881	23,684
Nyngan to Cobar Pipeline & Pumping Stations	Various	2022	2027	38,900	4,217	22,054
Sustainable Diversion Limit Adjust Mechanism Acceleration	Various	2021	2027	310,957	29,369	121,255
Wilcannia Weir	Wilcannia	2022	2025	27,505	5,218	22,287
Total, Works in Progress						454,143

Project Description	Location	Start	Complete	Estimated Total Cost \$000	Est. Expend To 30-06-24 \$000	Allocation 2024-25 \$000
---------------------	----------	-------	----------	----------------------------------	-------------------------------------	--------------------------------

Department of Climate Change, Energy, the Environment and Water

Total, Major Works						514,639
Total, Minor Works						34,088
Total, Department of Climate Change, Energy, the Environment and Water						549,527

Energy Corporation of New South Wales

Major Works

New Works

Port to Project - Road Upgrades and Newcastle Port Logistics Precinct	Various	2024	2027	128,500		72,400
-----------------------------------------------------------------------	---------	------	------	---------	--	---------------

Total, New Works						72,400
-------------------------	--	--	--	--	--	---------------

Works in Progress

Central West Orana Renewable Energy Zone	Various	n.a.	n.a.	n.a.	n.a.	n.a.
Hunter Central Coast Renewable Energy Zone	Various	n.a.	n.a.	n.a.	n.a.	n.a.
Hunter Transmission Project	Various	n.a.	n.a.	n.a.	n.a.	n.a.
New England Renewable Energy Zone	Various	n.a.	n.a.	n.a.	n.a.	n.a.
Transmission Acceleration Facility - Other Projects	Various	n.a.	n.a.	n.a.	n.a.	n.a.

Total, Works in Progress						1,369,421
---------------------------------	--	--	--	--	--	------------------

Total, Major Works						1,441,821
---------------------------	--	--	--	--	--	------------------

Total, Energy Corporation of New South Wales						1,441,821
-----------------------------------------------------	--	--	--	--	--	------------------

Project Description	Location	Start	Complete	Estimated Total Cost \$000	Est. Expend To 30-06-24 \$000	Allocation 2024-25 \$000
---------------------	----------	-------	----------	----------------------------	-------------------------------	--------------------------

Environment Protection Authority

Major Works

Works in Progress

Digital Stakeholder Management Solution	Various	2015	2024	5,601	5,387	214
Regulatory System Transformation	Various	2017	2025	26,245	20,522	5,723
Total, Works in Progress						5,937

Total, Major Works

5,937

Leases

Lease Acquisitions Between \$250,000 and \$20 Million - Property and Fleet Leases	Parramatta	n.a.	n.a.	n.a.	n.a.	452
-----------------------------------------------------------------------------------	------------	------	------	------	------	-----

Total, Leases

452

Total, Minor Works

150

Total, Environment Protection Authority

6,539

Natural Resources Access Regulator

Major Works

New Works

Natural Resources Access Regulator

Systems improvement for managing emerging compliance risk	Various	2024	2025	545		545
-----------------------------------------------------------	---------	------	------	-----	--	-----

Total, New Works

545

Total, Major Works

545

Total, Natural Resources Access Regulator

545

Biodiversity Conservation Trust of NSW

Leases

Lease Acquisitions less than \$250,000 - Private Leases	Parramatta	n.a.	n.a.	n.a.	n.a.	93
---------------------------------------------------------	------------	------	------	------	------	----

Total, Leases

93

Total, Minor Works

15,000

Total, Biodiversity Conservation Trust of NSW

15,093

Project Description	Location	Start	Complete	Estimated Total Cost \$000	Est. Expend To 30-06-24 \$000	Allocation 2024-25 \$000
---------------------	----------	-------	----------	----------------------------------	-------------------------------------	--------------------------------

Water Administration Ministerial Corporation

Major Works

Works in Progress

Hunter Valley Flood Mitigation Scheme - Repairs and Rebuilding	Various	2021	2025	52,781	23,781	29,001
Total, Works in Progress						29,001
Total, Major Works						29,001
Total, Water Administration Ministerial Corporation						29,001

Project Description	Location	Start	Complete	Estimated Total Cost \$000	Est. Expend To 30-06-24 \$000	Allocation 2024-25 \$000
---------------------	----------	-------	----------	----------------------------	-------------------------------	--------------------------

Department of Communities and Justice

Major Works

New Works

Bail System Improvements to Support Domestic Violence Response	Various	2024	2025	4,183		4,183
Building new Social Housing Supply	Various	2024	2028	4,000,000		1,000,000
Deaths in Custody - Anti-ligature program	Various	2024	2028	16,000		4,000
New Contemporary Veterans Memorial	Sydney	2024	2026	2,000		250
Prison Bed Effectiveness Program	Various	2024	2027	80,400		20,000
Maintaining Disability Assets	Various	2024	2025	1,000		1,000

Total, New Works						1,029,433
-------------------------	--	--	--	--	--	------------------

Works in Progress

Aboriginal Children and Family Centre Program	Various	2023	2026	64,500	3,570	39,430
Digital Court Reform Program Refresh	Sydney	2023	2027	8,505	3,000	743
Drug Court Expansion	Various	2023	2025	16,042	8,494	7,548
Establish the Industrial Court of NSW	Parramatta	2024	2026	35,335	6,497	19,293
Expansion of Audio Visual Link (AVL) Facilities	Various	2022	2025	18,000	14,068	3,932
NSW Police Force Housing - Flood Housing Program	Various	2024	2025	3,742	1,479	2,263
Regional Key Worker Housing	Various	2024	2026	37,899	9,579	21,084
Sustaining Critical Infrastructure Program Phase 2	Various	2021	2025	117,499	81,756	35,743

Total, Works in Progress						130,036
---------------------------------	--	--	--	--	--	----------------

Total, Major Works						1,159,469
---------------------------	--	--	--	--	--	------------------

Leases

Lease Acquisitions less than \$250,000	Various	n.a.	n.a.	n.a.	n.a.	9,334
----------------------------------------	---------	------	------	------	------	-------

Total, Leases						9,334
----------------------	--	--	--	--	--	--------------

Total, Minor Works						90,942
---------------------------	--	--	--	--	--	---------------

Total, Department of Communities and Justice						1,259,745
-----------------------------------------------------	--	--	--	--	--	------------------

Project Description	Location	Start	Complete	Estimated Total Cost \$000	Est. Expend To 30-06-24 \$000	Allocation 2024-25 \$000
---------------------	----------	-------	----------	----------------------------------	-------------------------------------	--------------------------------

Crown Solicitor's Office

Total, Minor Works	1,261
---------------------------	--------------

Total, Crown Solicitor's Office	1,261
----------------------------------------	--------------

Fire and Rescue NSW

Major Works

New Works

Badgerys Creek Land and New Station	Badgerys Creek	2024	2026	15,400		6,400
Byron Bay New Station	Byron Bay	2024	2027	8,200		500
Charlestown New Station	Charlestown	2024	2028	7,700		500

Total, New Works	7,400
-------------------------	--------------

Works in Progress

Alexandria Fire Station Remediation and Renovation	Alexandria	2016	2024	10,000	9,500	500
Broken Hill Land and New Station	Broken Hill	2022	2026	9,794	994	1,700
Cessnock New Station	Cessnock	2022	2025	6,350	2,150	4,200
Dungog Land and New Station	Bendolba	2019	2025	4,036	1,236	2,800
Fire Station Upgrades	Various	2023	2027	5,000	150	250
Fit for Purpose Privacy and Gender Enhanced Program	Various	2022	2032	50,000	12,900	5,000
FRNSW Flood Inquiry Response Funding Package	Various	2023	2025	21,000	16,689	4,311
Integrated Call and Dispatch (Emergency Services Computer Aided Dispatch Upgrade) Program	Alexandria	2021	2024	18,560	16,560	2,000
Lithgow Land and New Station	Lithgow	2022	2026	9,350	1,950	2,000
Moss Vale Fire Station Upgrade	Moss Vale	2024	2025	2,000	200	1,800
NSW Bushfire Inquiry Funding Package - Stage 3	Various	2022	2025	9,000	8,551	449
Replacement of Fire Appliances	Various	2011	2028	278,319	208,735	18,584
Stay Safe and Keep Operational Program	Various	2020	2026	60,520	37,294	9,510
Wentworthville New Station	Wentworthville	2022	2027	6,350	50	4,500

Total, Works in Progress	57,604
---------------------------------	---------------

Total, Major Works	65,004
---------------------------	---------------

Total, Minor Works	31,866
---------------------------	---------------

Total, Fire and Rescue NSW	96,870
-----------------------------------	---------------

Project Description	Location	Start	Complete	Estimated Total Cost \$000	Est. Expend To 30-06-24 \$000	Allocation 2024-25 \$000
---------------------	----------	-------	----------	----------------------------	-------------------------------	--------------------------

Legal Aid Commission of New South Wales

Major Works

Works in Progress

Legal Aid Application System	Haymarket	2023	2033	9,548	632	6,004
Total, Works in Progress						6,004

Total, Major Works						6,004
---------------------------	--	--	--	--	--	--------------

Total, Minor Works						5,982
---------------------------	--	--	--	--	--	--------------

Total, Legal Aid Commission of New South Wales						11,986
-------------------------------------------------------	--	--	--	--	--	---------------

New South Wales Crime Commission

Total, Minor Works						2,526
---------------------------	--	--	--	--	--	--------------

Total, New South Wales Crime Commission						2,526
------------------------------------------------	--	--	--	--	--	--------------

NSW Police Force

Major Works

New Works

Cladding Remediation Project	Various	2024	2028	6,281		1,682
Flood Related Works - Molong and Eugowra Police Stations	Various	2024	2025	2,130	994	1,136
National Firearms Register	Various	2024	2028	12,300		2,400
Police Critical Communications Work Program - Radio Terminals	Various	2024	2025	1,551		1,551
Strategic Hosting Data Centre Migration	Various	2024	2028	10,324		1,872
Upgrades & Refurbishments at Waverley and Rose Bay Police Stations	Various	2024	2027	22,869		7,535

Total, New Works						16,176
------------------	--	--	--	--	--	--------

Works in Progress

Bega Police Station	Bega	2019	2025	19,100	18,900	200
Blayney Police Station	Blayney	2022	2026	6,537	373	4,114
Bourke Police Station Major Upgrade	Bourke	2019	2026	13,312	1,133	6,907
Contact Centre Facilities Mechanical and Electrical Upgrades	Various	2023	2025	1,518	300	1,218
Critical Police Radio Network Infrastructure in Southern Region	Various	2023	2026	26,587	4,297	13,220
Digital Drivers Licence Phase 2	Various	2020	2025	1,118	1,003	115

Project Description	Location	Start	Complete	Estimated Total Cost \$000	Est. Expend To 30-06-24 \$000	Allocation 2024-25 \$000
NSW Police Force (cont)						
Digital Evidence First Responder Program Phase 3: Digital Evidence Cloud	Various	2022	2025	3,360	1,760	1,600
Dubbo Regional Education and Training Centre	Dubbo	2020	2025	40,900	40,600	300
Firearms Registry Transformation Uplift Capabilities Phase 2	Various	2022	2025	8,515	7,115	1,400
Fit-out of Vehicles Associated with an Additional 1,500 Police	Various	2019	2026	8,161	7,366	580
Glebe Police Station Roof Repairs	Glebe	2023	2025	1,607	1,080	527
Goulburn Academy Critical Incident Response Training upgrade	Goulburn	2022	2025	3,000	1,023	1,977
Goulburn Academy Gym and Recreation Centre	Goulburn	2022	2026	5,450	739	3,302
Goulburn Police Station	Goulburn	2019	2026	25,000	2,385	14,378
Human Source Management System	Various	2023	2026	12,228	1,303	7,775
Integrated Biometric Platform	Various	2022	2026	13,751	2,076	5,738
Integrated Connected Officer	Various	2022	2027	96,321	51,760	6,900
Integrated Policing Operations System	Various	2019	2027	n.a.	109,661	68,600
Law Enforcement Monitoring Facility	Various	2020	2025	27,007	22,975	4,032
Marine Vessel Replacement Program – Phase 2	Various	2021	2026	18,918	7,245	6,220
Metro Active Armed Offender Facilities - Fitout	Various	2022	2025	3,000	1,853	1,147
Moama Police Station	Moama	2020	2026	7,963	520	6,808
Multipurpose Police Station Program	Various	2018	2025	104,460	102,823	1,637
National Criminal Intelligence System Transition	Various	2023	2025	4,700	2,484	2,216
Nepean Police Area Command - Refurbishment	Various	2023	2025	600		600
Newcastle Police Station Refurbishment and Upgrade	Newcastle	2020	2025	6,500	6,265	235
NSW Police Pulse Program	Various	2023	2025	1,208	224	984
Permanent Armoured Vehicle Capability	Various	2022	2025	3,830	1,604	2,226
Police Dog Unit Command Facilities	Menai	2016	2025	7,213	4,268	2,945
Police Driver Training Upgrade	Goulburn	2022	2025	4,000	2,438	1,562
Potts Hill Facility Refurbishment	Potts Hill	2023	2025	5,983	158	5,825
Prisoner Transport Modules	Various	2017	2026	5,882	2,817	2,060
Refurbishment of Class 1 Vessel	Balmain	2023	2025	2,000	1,700	300
Regional Police Station Program	Various	2022	2028	52,698	565	4,770
Replacement of Police Floating Wharf at Balmain	Balmain	2023	2026	7,708	607	4,897

Project Description	Location	Start	Complete	Estimated Total Cost \$000	Est. Expend To 30-06-24 \$000	Allocation 2024-25 \$000
NSW Police Force (cont)						
Revesby Police Station	Revesby	2023	2026	8,305	172	3,635
Road Safety Plan 2021	Various	2018	2025	2,322	1,997	325
Singleton Police Station	Singleton	2021	2026	10,802	530	5,272
Specialised Vehicle Replacement Program - Phase 2	Various	2022	2027	18,600	1,289	6,040
Technology Asset Replacement Program - Phase 5	Various	2022	2026	48,700	29,594	12,210
Upgrade police facilities at Helensburgh	Helensburgh	2023	2025	3,000	1,566	1,434
Upgrade to the Goulburn Police Academy	Goulburn	2020	2026	74,451	42,289	22,114
Utility Vehicle Prisoner Transport Modules	Various	2022	2028	16,610	398	2,551
Total, Works in Progress						240,896
Total, Major Works						257,072
Leases						
Lease Acquisitions between \$250,000 and \$20 million	Various	n.a.	n.a.	n.a.	n.a.	65,811
Lease Acquisitions less than \$250,000	Various	n.a.	n.a.	n.a.	n.a.	46,690
Total, Leases						112,501
Total, Minor Works						37,799
Total, NSW Police Force						407,372

Project Description	Location	Start	Complete	Estimated Total Cost \$000	Est. Expend To 30-06-24 \$000	Allocation 2024-25 \$000
---------------------	----------	-------	----------	----------------------------	-------------------------------	--------------------------

NSW Rural Fire Service

Major Works

New Works

Paging Network Refresh	Various	2024	2028	19,923		6,519
------------------------	---------	------	------	--------	--	-------

Total, New Works						6,519
-------------------------	--	--	--	--	--	--------------

Works in Progress

NSW Bushfire Inquiry Funding Packages	Various	2020	2034	116,627	41,470	6,739
---------------------------------------	---------	------	------	---------	--------	-------

Total, Works in Progress						6,739
---------------------------------	--	--	--	--	--	--------------

Total, Major Works						13,258
---------------------------	--	--	--	--	--	---------------

Leases

Lease Acquisitions between \$250,000 and \$20 million ^(a)	Various	2019	2034	51,864	13,018	-1,341
----------------------------------------------------------------------	---------	------	------	--------	--------	--------

Total, Leases						-1,341
----------------------	--	--	--	--	--	---------------

Total, Minor Works						18,211
---------------------------	--	--	--	--	--	---------------

Total, NSW Rural Fire Service						30,128
--------------------------------------	--	--	--	--	--	---------------

(a) The RFS is maintaining the existing footprint of commercial premises; however, the lease accounting balances are impacted by scheduled market rent reviews.

Project Description	Location	Start	Complete	Estimated Total Cost \$000	Est. Expend To 30-06-24 \$000	Allocation 2024-25 \$000
---------------------	----------	-------	----------	----------------------------	-------------------------------	--------------------------

NSW State Emergency Service

Major Works

Works in Progress

Critical Communications Enhancement Program (CCEP) - Stay Safe Keep Operational	Various	2018	2027	53,475	32,288	15,087
NSW SES Fleet replacement	Various	2018	2028	119,204	79,446	12,026
Response to the 2021 Independent Flood Review	Various	2022	2034	25,329	4,084	10,310
Response to the 2022 Flood Inquiry	Wollongong	2023	2034	34,400	14,900	2,000
Smart Flood and Storm Intelligence Sensing	Wollongong	2023	2024	948		948
Total, Works in Progress						40,371
Total, Major Works						40,371
Total, Minor Works						2,242
Total, NSW State Emergency Service						42,613

Office of Sport

Major Works

Works in Progress

New Lake Macquarie Sport and Recreation Centre Project	Morisset Park	2022	2029	40,000	810	2,318
Sydney International Regatta Centre Replacement of Obsolete Electronic Timing System	Castlereagh	2022	2025	3,004	997	2,007
Total, Works in Progress						4,325
Total, Major Works						4,325
Leases						
Lease Acquisitions between \$250,000 and \$20 million	Sydney Olympic Park	n.a.	n.a.	n.a.	n.a.	300
Total, Leases						300
Total, Minor Works						7,593
Total, Office of Sport						12,218

Project Description	Location	Start	Complete	Estimated Total Cost \$000	Est. Expend To 30-06-24 \$000	Allocation 2024-25 \$000
---------------------	----------	-------	----------	----------------------------	-------------------------------	--------------------------

Aboriginal Housing Office

Major Works

New Works

Aboriginal Housing Maintenance Program	Various	2024	2031	105,639		12,011
Flood Recovery	Various	2024	2025	276		276
Housing Package	Various	2024	2025	1,136		1,136
Social Housing Accelerator Fund	Various	2024	2025	2,352		2,352
Total, New Works						15,775

Works in Progress

Aboriginal Housing - New Supply	Various	2020	2033	259,285	6,137	26,146
Flood Recovery	Various	2022	2025	5,122	48	5,074
Housing Package	Various	2022	2025	102,703	44,290	58,413
Repairs and Maintenance of title transfer properties	Various	2023	2033	77,554	1,665	6,412
Social Housing Accelerator Fund	Various	2024	2027	49,708	5,263	20,248
Total, Works in Progress						116,293

Total, Major Works 132,068

Total, Minor Works 9,189

Total, Aboriginal Housing Office 141,257

Multicultural NSW

Total, Minor Works 300

Total, Multicultural NSW 300

NSW Trustee and Guardian

Major Works

New Works

Legacy Systems Modernisation	Sydney	2024	2028	15,240		4,170
Total, New Works						4,170

Total, Major Works 4,170

Total, Minor Works 5,392

Total, NSW Trustee and Guardian 9,562

Project Description	Location	Start	Complete	Estimated Total Cost \$000	Est. Expend To 30-06-24 \$000	Allocation 2024-25 \$000
---------------------	----------	-------	----------	----------------------------------	-------------------------------------	--------------------------------

Judicial Commission of New South Wales

Total, Minor Works	250
---------------------------	------------

Total, Judicial Commission of New South Wales	250
------------------------------------------------------	------------

Office of the Children's Guardian

Major Works

Works in Progress

Residential Care Workers Register	Redfern	2022	2025	1,310	60	1,250
-----------------------------------	---------	------	------	-------	----	-------

Total, Works in Progress	1,250
---------------------------------	--------------

Total, Major Works	1,250
---------------------------	--------------

Total, Minor Works	189
---------------------------	------------

Total, Office of the Children's Guardian	1,439
-------------------------------------------------	--------------

Office of the Director of Public Prosecutions

Major Works

New Works

Sydney Office Relocation	Sydney	2024	2025	12,670		717
--------------------------	--------	------	------	--------	--	-----

Wagga Wagga Accommodation	Wagga Wagga	2024	2025	1,100	39	1,061
---------------------------	-------------	------	------	-------	----	-------

Total, New Works	1,778
-------------------------	--------------

Total, Major Works	1,778
---------------------------	--------------

Leases

Lease acquisition between \$250,000 and \$20 million	Various	n.a.	n.a.	n.a.	n.a.	432
------------------------------------------------------	---------	------	------	------	------	-----

Total, Leases	432
----------------------	------------

Total, Minor Works	2,245
---------------------------	--------------

Total, Office of the Director of Public Prosecutions	4,455
-------------------------------------------------------------	--------------

Project Description	Location	Start	Complete	Estimated Total Cost \$000	Est. Expend To 30-06-24 \$000	Allocation 2024-25 \$000
---------------------	----------	-------	----------	----------------------------	-------------------------------	--------------------------

Department of Customer Service

Major Works

New Works

Extreme Cyber Security Risk Reduction	Various	2024	2027	18,000		6,000
---------------------------------------	---------	------	------	--------	--	-------

Total, New Works						6,000
------------------	--	--	--	--	--	-------

Works in Progress

Corsnet Sustaining Capital	Bathurst	2019	2029	5,781	1,331	790
----------------------------	----------	------	------	-------	-------	-----

Data Centre Consolidation Acceleration Program	Various	2013	2034	24,718	14,480	1,125
------------------------------------------------	---------	------	------	--------	--------	-------

Digital Restart Fund - Live.NSW (Digital Twin)	Bathurst	2021	2025	29,015	26,028	2,987
------------------------------------------------	----------	------	------	--------	--------	-------

ICT Development Program	Various	2014	2028	38,957	26,865	3,023
-------------------------	---------	------	------	--------	--------	-------

ICT Projects	Various	2004	2034	154,303	121,970	5,000
--------------	---------	------	------	---------	---------	-------

Office Refurbishment and Rationalisation	Various	2005	2034	206,186	177,085	4,462
------------------------------------------	---------	------	------	---------	---------	-------

OneGov Digital Services Gateway	Haymarket	2013	2028	13,225	9,477	937
---------------------------------	-----------	------	------	--------	-------	-----

Revenue Collections System (MARS) Technology Refresh	Parramatta	2022	2026	28,495	12,152	8,378
------------------------------------------------------	------------	------	------	--------	--------	-------

Revenue NSW-Critical System Maintenance	Parramatta	2017	2028	50,797	22,138	6,902
-----------------------------------------	------------	------	------	--------	--------	-------

Securing the benefits of digital licensing (previously Licensing Program E-Regulation)	Haymarket	2020	2027	146,663	104,117	21,464
----------------------------------------------------------------------------------------	-----------	------	------	---------	---------	--------

Spatial Data Infrastructure Program	Bathurst	2014	2028	50,013	35,021	3,748
-------------------------------------	----------	------	------	--------	--------	-------

Technology Asset Replacement Program	Parramatta	2014	2034	44,548	23,118	2,368
--------------------------------------	------------	------	------	--------	--------	-------

Total, Works in Progress						61,184
--------------------------	--	--	--	--	--	--------

Total, Major Works						67,184
---------------------------	--	--	--	--	--	---------------

Leases

Leases Acquisitions between \$250,000 and \$20 million - Motor Vehicles	Haymarket	2024	2025	17,845		17,845
-------------------------------------------------------------------------	-----------	------	------	--------	--	--------

Leases Acquisitions between \$250,000 and \$20 million - Photocopiers	Haymarket	2024	2025	3,556		3,556
-----------------------------------------------------------------------	-----------	------	------	-------	--	-------

Total, Leases						21,401
----------------------	--	--	--	--	--	---------------

Total, Minor Works						47,237
---------------------------	--	--	--	--	--	---------------

Total, Department of Customer Service						135,822
----------------------------------------------	--	--	--	--	--	----------------

Project Description	Location	Start	Complete	Estimated Total Cost \$000	Est. Expend To 30-06-24 \$000	Allocation 2024-25 \$000
---------------------	----------	-------	----------	----------------------------------	-------------------------------------	--------------------------------

Information and Privacy Commission

Total, Minor Works						150
Total, Information and Privacy Commission						150

Service NSW

Major Works

New Works

Digital Identity and Verifiable Credentials Program	Various	2024	2027	15,000		15,000
Service Centre Security Upgrades	Various	2025	2027	6,100		3,600
Total, New Works						18,600
Total, Major Works						18,600
Total, Minor Works						10,000
Total, Service NSW						28,600

Long Service Corporation

Major Works

New Works

Portable Entitlements for Community Services Sector	Gosford	2024	2026	2,800		2,100
Total, New Works						2,100
Total, Major Works						2,100
Total, Minor Works						260
Total, Long Service Corporation						2,360

Project Description	Location	Start	Complete	Estimated Total Cost \$000	Est. Expend To 30-06-24 \$000	Allocation 2024-25 \$000
---------------------	----------	-------	----------	----------------------------------	-------------------------------------	--------------------------------

New South Wales Government Telecommunications Authority

Major Works

Works in Progress

Critical Communications Enhancement Program	Various	2018	2028	1,292,843	802,401	150,076
Hazard Watch - Disaster Ready Fund	Various	2023	2027	1,835	91	856
Total, Works in Progress						150,932

Total, Major Works

150,932

Leases

Lease Acquisition - Rental for Telecommunication Sites	Various	2020	2034	126,197	65,741	6,955
Total, Leases						6,955

Total, Minor Works

20,194

Total, New South Wales Government Telecommunications Authority

178,081

State Insurance Regulatory Authority

Total, Minor Works

5,555

Total, State Insurance Regulatory Authority

5,555

Project Description	Location	Start	Complete	Estimated Total Cost \$000	Est. Expend To 30-06-24 \$000	Allocation 2024-25 \$000
---------------------	----------	-------	----------	----------------------------	-------------------------------	--------------------------

Department of Education

Major Works

New Works

New and Upgraded Schools	Various	n.a.	n.a.	n.a.		105,980
Austral Public School Upgrade - Stage 2	Austral	n.a.	n.a.	n.a.		441
Box Hill Terry Road (new primary school and high school)	Box Hill	n.a.	n.a.	n.a.		630
Calderwood (new primary school)	Calderwood	n.a.	n.a.	n.a.		441
Googong Public School Upgrade - Stage 2	Googong	n.a.	n.a.	n.a.		252
Huntlee (new primary school and high school)	North Rothbury	n.a.	n.a.	n.a.		630
Leppington Public School Upgrade - Stage 2	Leppington	n.a.	n.a.	n.a.		441
Northern Beaches Secondary College Cromer Campus Upgrade	Cromer	n.a.	n.a.	n.a.		100
Riverbank Public School and The Ponds High School- Expanded project	The Ponds	n.a.	n.a.	n.a.		473
Yennora Public School and Verona School Upgrade - Multi Purpose Hall	Yennora	n.a.	n.a.	n.a.		1,000
Total, New Works						110,388

Works in Progress

100 Government Preschools	Various	n.a.	n.a.	n.a.	30,523	105,252
Albury Thurgoona (new primary school)	Thurgoona	n.a.	n.a.	n.a.	4,482	6,821
Austral Public School Upgrade	Austral	n.a.	n.a.	n.a.	2,786	10,035
Bangalow Public School Upgrade	Bangalow	2022	2024	16,700	15,290	9
Bankstown North Public School Upgrade	Bankstown	2021	2023	40,000	29,077	2
Bathurst Secondary School Community Group Renewal	Various	n.a.	n.a.	n.a.	821	2,884
Bexhill Public School Upgrade	Bexhill	2021	2024	12,800	11,990	14
Birrong Boys and Girls High School Upgrade	Birrong	2023	2025	94,600	39,527	32,294
Bletchington Public School Upgrade	Orange	2022	2024	24,525	22,736	5
Bomaderry High School Upgrade	Bomaderry	n.a.	n.a.	n.a.	2,871	12,132
Budawang School (relocation)	Ulladulla	2022	2024	37,267	31,876	2,469
Bungendore High School	Bungendore	2023	n.a.	71,000	16,954	33,622
Cambridge Gardens Public School Upgrade	Cambridge Gardens	n.a.	n.a.	n.a.	n.a.	300
Cammeray Public School Upgrade	Cammeray	n.a.	n.a.	n.a.	2,592	723
Canterbury Boys High School Upgrade	Ashbury	2022	2024	9,800	8,481	34

Project Description	Location	Start	Complete	Estimated Total Cost \$000	Est. Expend To 30-06-24 \$000	Allocation 2024-25 \$000
Department of Education (cont)						
Carlingford West Public School Upgrade	Carlingford	2023	2026	90,000	53,599	55
Castle Hill Public School Upgrade	Castle Hill	2023	2025	58,500	31,492	24,704
Cecil Hills High School Upgrade	Cecil Hills	2023	2025	88,000	47,634	26,203
Centre of Excellence for Agricultural Education	Richmond	2022	n.a.	56,800	10,387	28,257
Chatswood (new primary school)	Chatswood	n.a.	n.a.	n.a.	2,155	23,244
Chatswood Public School and High School Upgrade	Chatswood	2020	2023	250,000	216,160	1,000
Concord High School Upgrade	Concord	n.a.	n.a.	n.a.	14,870	16,141
Condell Park High School Upgrade	Condell Park	n.a.	n.a.	n.a.	2,643	7,130
Cronulla High School Upgrade	Greenhills Beach	2023	2025	45,000	26,785	7,997
Cumberland High School Upgrade	Carlingford	2023	2026	135,100	72,361	114,296
Dalmeny Public School Upgrade	Prestons	n.a.	n.a.	n.a.	91	1,074
Dapto High School Covered Outdoor Learning Area	Dapto	n.a.	n.a.	n.a.	70	1,811
Darcy Road Public School Upgrade	Wentworthville	2024	n.a.	85,000	30,145	44,215
Dundas Public School Upgrade	Dundas	n.a.	n.a.	n.a.	n.a.	1,525
Eagle Vale High School (selective sports stream)	Eagle Vale	n.a.	n.a.	n.a.	n.a.	1,036
Eastwood Public School Upgrade	Eastwood	2021	2024	13,480	9,247	754
Edmondson Park (new high school)	Edmondson Park	n.a.	n.a.	n.a.	7,844	24,799
Edmondson Park Public School (new school)	Edmondson Park	2022	2023	67,100	59,140	6
Engadine High School Upgrade	Engadine	2021	2024	12,470	11,820	303
Flinders - Planning (new high school)	Flinders	n.a.	n.a.	n.a.	n.a.	n.a.
Former Shoalhaven Anglican School site (open for public education)	Milton	n.a.	n.a.	n.a.	n.a.	800
Fort Street Public School Upgrade	Millers Point	2021	2024	68,200	65,824	240
Gables (new primary school)	Box Hill	n.a.	n.a.	n.a.	2,296	5,592
Galungara Public School Upgrade - Stage 2	Schofields	2022	2023	25,000	19,563	462
Gillieston Public School (redevelopment)	Gillieston Heights	n.a.	n.a.	n.a.	3,723	2,815
Girraween Public School Upgrade	Girraween	n.a.	n.a.	n.a.	23,503	35,812
Gledswood Hills Public School - Stage 2	Gledswood Hills	2023	2024	19,910	17,399	106
Gledswood Hills/Gregory Hills (new high school)	Gledswood Hills	n.a.	n.a.	n.a.	267	38,928
Glenwood High School Upgrade	Glenwood	2022	2024	88,500	58,127	434

Project Description	Location	Start	Complete	Estimated Total Cost \$000	Est. Expend To 30-06-24 \$000	Allocation 2024-25 \$000
Department of Education (cont)						
Googong (new high school)	Googong	n.a.	n.a.	n.a.	1,309	5,419
Green Square Public School	Waterloo	2022	n.a.	76,000	53,661	35,440
Greenway Park Public School Upgrade	West Hoxton	n.a.	n.a.	n.a.	714	1,366
Gregory Hills Public School (new school)	Gregory Hills	2023	2024	77,900	67,141	11,711
Gulyangarri Public School (formerly new school in the Liverpool electorate)	Liverpool	2021	2024	60,984	57,067	141
Hastings Secondary College Upgrade	Port Macquarie	2021	2024	52,900	47,584	5
Hunter River High School Upgrade	Heatherbrae	2024	2025	36,043	25,871	25,860
Hurlstone Agricultural High School Upgrade - Stage 2	Glenfield	2023	2023	69,850	66,379	12,647
Irrawang High School Upgrade	Raymond Terrace	2024	2025	29,856	12,318	17,436
Jerrabomberra High School	Jerrabomberra	2022	2024	n.a.	65,823	669
Jerrabomberra High School Upgrade - Stage 2	Jerrabomberra	n.a.	n.a.	n.a.	5,000	10,863
Jindabyne Education Campus	Jindabyne	2022	2024	152,900	128,847	47,300
John Palmer Public School Upgrade	The Ponds	2022	2024	57,600	38,019	274
Jordan Springs (new high school)	Jordan Springs	n.a.	n.a.	n.a.	275	33,737
Jordan Springs Public School Upgrade - Stage 2	Jordan Springs	2022	n.a.	25,000	16,798	625
Katoomba High School New Multi-Purpose Hall	Katoomba	n.a.	n.a.	n.a.	3,839	5,845
Kingscliff High School Upgrade	Kingscliff	2020	2024	n.a.	38,495	492
Kingscliff Public School Upgrade	Kingscliff	2020	2024	n.a.	48,974	659
Kingswood Public School Upgrade	Kingswood	n.a.	n.a.	n.a.	n.a.	1,180
Kogarah Public School Upgrade	Kogarah	n.a.	n.a.	n.a.	100	8,513
Leeton Primary School Community Group Renewal	Various	n.a.	n.a.	n.a.	768	318
Lennox Head Public School (relocation)	Lennox Head	n.a.	n.a.	n.a.	4,005	1,970
Leppington Public School Upgrade	Leppington	n.a.	n.a.	n.a.	3,050	7,422
Leppington/Denham Court (new high school)	Leppington	n.a.	n.a.	n.a.	4,438	24,550
Liverpool Boys and Girls High School Upgrade	Liverpool	n.a.	n.a.	n.a.	9,809	3,149
Liverpool West Public School Upgrade	Liverpool	2022	2024	68,300	61,003	42
Macquarie Park Education Campus	Macquarie Park	n.a.	n.a.	n.a.	7,686	29,791
Manly Village Public School Upgrade	Manly	2023	2024	10,000	6,478	2,952

Project Description	Location	Start	Complete	Estimated Total Cost \$000	Est. Expend To 30-06-24 \$000	Allocation 2024-25 \$000
Department of Education (cont)						
Matthew Pearce Public School Upgrade	Baulkham Hills	2023	2025	41,764	15,558	21,650
Medowie (new high school)	Medowie	n.a.	n.a.	n.a.	1,996	5,874
Melonba Education Campus (Melonba High School and Melonba Public School)	Melonba	2023	2025	262,621	110,606	122,181
Melrose Park (new high school)	Melrose Park	n.a.	n.a.	n.a.	615	9,011
Melrose Park Public School (redevelopment)	Melrose Park	n.a.	n.a.	n.a.	3,342	2,709
Middle Head Environment Education Centre	Mosman	n.a.	n.a.	n.a.	1,572	1,473
Midtown Macquarie Park (new primary school)	Macquarie Park	n.a.	n.a.	n.a.	5,841	17,513
Milton Public School Upgrade	Milton	n.a.	n.a.	n.a.	402	2,512
Minnamurra Public School (new nature playground)	Minnamurra	n.a.	n.a.	n.a.	n.a.	n.a.
Moruya High School Upgrade	Moruya	n.a.	n.a.	n.a.	310	5,912
Mosman High School Upgrade	Mosman	2022	2024	80,400	73,861	150
Muswellbrook South Public School Upgrade	Muswellbrook	2021	2023	19,800	14,316	2
Narrabeen North Public School and Narrabeen Sports High School Upgrades	North Narrabeen	2023	2025	53,900	43,079	1,146
Neutral Bay Public School Upgrade	Neutral Bay	2023	2025	37,000	27,447	7,391
New schools for Westmead	Westmead	n.a.	n.a.	n.a.	16,016	1,180
Newcastle High School (redevelopment)	Newcastle	2024	2026	106,900	34,829	45,992
Nirimba Fields (new primary school)	Nirimba Fields	n.a.	n.a.	n.a.	12,223	12,753
North Sydney Public School Upgrade	North Sydney	2021	2023	45,000	35,243	205
Northbridge Public School Upgrade	Northbridge	n.a.	n.a.	n.a.	340	2,500
Northmead Creative and Performing Arts High School Upgrade	Northmead	n.a.	n.a.	n.a.	530	2,335
Northmead Public School Upgrade	Northmead	n.a.	n.a.	n.a.	1,897	1,062
Nowra (new primary school)	South Nowra	n.a.	n.a.	n.a.	2,880	1,526
Oran Park Public School Upgrade - Stage 2	Oran Park	2023	2024	40,000	25,219	541
Orange Grove Public School Upgrade	Lilyfield	n.a.	n.a.	n.a.	1,950	452
Orana Heights Public School Upgrade	Dubbo	n.a.	n.a.	n.a.	803	1,734
Parramatta East Public School Upgrade	North Parramatta	n.a.	n.a.	n.a.	3,217	1,475
Penrith Lakes Environmental Education Centre Upgrade	Castlereagh	n.a.	n.a.	n.a.	2,934	5

Project Description	Location	Start	Complete	Estimated Total Cost \$000	Est. Expend To 30-06-24 \$000	Allocation 2024-25 \$000
Department of Education (cont)						
Pottsville - Planning (new high school)	Pottsville	n.a.	n.a.	n.a.	n.a.	n.a.
Punchbowl Public School Upgrade	Punchbowl	n.a.	n.a.	20,000	4,491	11,844
Randwick High School Upgrade	Randwick	n.a.	n.a.	n.a.	8,034	3,020
Rhodes East (new primary school)	Rhodes	n.a.	n.a.	n.a.	2,321	3,595
Riverbank Public School Upgrade	The Ponds	n.a.	n.a.	n.a.	3,081	1,189
Rouse Hill High School Upgrade	Rouse Hill	n.a.	n.a.	n.a.	5,504	2,765
Rydalmere Education Campus	Rydalmere	n.a.	n.a.	n.a.	7,710	18,586
Schofields Public School Upgrade	Schofields	n.a.	n.a.	n.a.	1,961	16,858
Schofields/Tallawong (new high school)	Schofields	n.a.	n.a.	n.a.	533	44,852
Schools at Meadowbank Education and Employment Precinct	Meadowbank	2019	2022	302,000	294,992	2,565
Seven Hills High School Skills Upgrade	Seven Hills	2022	2024	12,772	11,733	8
Sir Joseph Banks High School Upgrade	Revesby	n.a.	n.a.	n.a.	2,587	7,448
St Leonards Education Precinct	St Leonards	n.a.	n.a.	n.a.	4,484	23,244
Sutherland Public School New Multi - Purpose Hall	Sutherland	n.a.	n.a.	n.a.	100	2,314
Sydney Olympic Park (Carter St Precinct) (new primary school)	Sydney Olympic Park	n.a.	n.a.	n.a.	503	5,071
Tallawong (new primary school)	Tallawong	n.a.	n.a.	n.a.	8,919	40,284
Telopea Public School Upgrade	Telopea	n.a.	n.a.	n.a.	1,417	6,939
The Forest High School (Relocation)	Frenchs Forest	2023	2025	160,000	56,843	83,307
The Ponds High School Upgrade	The Ponds	n.a.	n.a.	n.a.	n.a.	822
Tweed Heads South Public School Upgrade	Tweed Heads South	2020	2024	25,000	24,911	12
Tweed River High School Skills Upgrade	Tweed Heads South	2022	2024	n.a.	25,898	5
Tweed River High School Upgrade	Tweed Heads South	2020	2024	26,215	26,199	5
Ulladulla High School Upgrade	Ulladulla	n.a.	n.a.	n.a.	844	4,638
Ulladulla Public School Upgrade	Ulladulla	n.a.	n.a.	n.a.	401	2,820
Upgrades for high schools in Griffith	Griffith	n.a.	n.a.	n.a.	14,627	11,561
Upgrades for schools in Murwillumbah	Murwillumbah	n.a.	n.a.	n.a.	34,060	12,395
Vincentia High School Upgrade	Vincentia	n.a.	n.a.	n.a.	1,000	1,251
Wee Waa High School (relocation)	Wee Waa	2022	2024	n.a.	75,121	5
Wentworth Point High School (new school)	Sydney Olympic Park	2022	2025	160,000	122,041	8,011
Wentworth Point Public School Upgrade - Stage 2	Wentworth Point	n.a.	n.a.	n.a.	13,100	18,553

Project Description	Location	Start	Complete	Estimated Total Cost \$000	Est. Expend To 30-06-24 \$000	Allocation 2024-25 \$000
Department of Education (cont)						
West Dapto - Planning (new primary school)	Dapto	n.a.	n.a.	n.a.	n.a.	n.a.
Wilton Junction (new primary school)	Wilton	n.a.	n.a.	n.a.	2,806	5,012
Wilton Public School Upgrade	Wilton	2021	2023	36,310	22,385	19
Yanco Agricultural High School Upgrade	Yanco	2023	2024	29,300	21,702	2,006
Total, Works in Progress						1,517,003
Total, Major Works						1,627,391
Leases						
Lease Acquisitions between \$250,000 and \$20 million	Various	2021	2030	591,569	51,532	10,000
Total, Leases						10,000
Total, Minor Works						1,082,134
Total, Department of Education						2,719,525

NSW Education Standards Authority

Major Works

Works in Progress

Cyber and Technology Program	Sydney	2024	2030	59,051		15,258
Total, Works in Progress						15,258
Total, Major Works						15,258
Total, Minor Works						1,700
Total, NSW Education Standards Authority						16,958

Project Description	Location	Start	Complete	Estimated Total Cost \$000	Est. Expend To 30-06-24 \$000	Allocation 2024-25 \$000
TAFE Commission						
Major Works						
New Works						
Capital Projects	Various	2024	2028	88,400		22,600
Total, New Works						22,600
Works in Progress						
Asset Renewal Program	Various	2022	2025	319,000	229,000	90,000
Coffs Harbour Optimisation	Coffs Harbour	2022	2025	31,599	9,950	21,649
Digital Access Foundation	Various	2023	2025	74,000	37,000	37,000
Early Childhood Education Centre at Gunnedah Campus	Gunnedah	2022	2024	2,500	1,672	828
Institute of Applied Technology Pilot Program	Various	2021	2024	13,200	12,655	545
Kingscliff Campus Expansion	Kingscliff	2022	2025	33,700	15,918	17,782
Northern Rivers Education, Training and Research Hub	Cudgen	2022	2024	2,499	1,861	638
Renewable Energy Training Facility - Wollongong Campus	Wollongong	2023	2025	2,500	n.a.	2,500
Student Management Services	Various	2016	n.a.	n.a.	n.a.	n.a.
Wetherill Park Electrical Vehicles Training Centre	Wetherill Park	2022	2024	2,500	1,532	968
Total, Works in Progress						183,463
Total, Major Works						206,063
Leases						
Lease Acquisitions between \$250000 and \$20million	Various	2022	2032	50,660	22,680	5,888
Total, Leases						5,888
Total, Minor Works						88,683
Total, TAFE Commission						300,634

Project Description	Location	Start	Complete ^(a)	Estimated Total Cost \$000	Est. Expend To 30-06-24 \$000	Allocation 2024-25 \$000
---------------------	----------	-------	-------------------------	----------------------------	-------------------------------	--------------------------

Ministry of Health

Major Works

New Works

Assertive Community Mental Health Enhancement	Various	2024	2028	2,362		832
Bombala Multipurpose Service	Bombala	2023	2027	n.a.		2,500
Critical Asset Maintenance Program	Various	2024	2028	250,000		10,000
Emergency Department Relief Package	Various	2024	2028	59,608		41,156
Key Health Worker Accommodation Program	Various	2024	2028	200,100		53,600
NSW Health Medical Workforce System	Various	2024	2025	4,975		4,975
Port Macquarie Base Hospital Mechanical and Clinical Infrastructure Upgrade	Port Macquarie	2024	2032	265,000		500
Total, New Works						113,563

Works in Progress

Albury Wodonga Regional Hospital ^(e)	East Albury	2025	2030	538,000	11,667	14,000
Ambulance Infrastructure						
NSW Ambulance Infrastructure Program (inc Rural and Regional Paramedics) ^(b)	Various	2022	2029	615,500	97,456	125,291
NSW Ambulance Relocation - Fitout	Sydney Olympic Park	2021	2025	68,000	61,676	6,324
NSW Ambulance Stay Safe and Keep Operational ^(b)	Various	2022	2025	45,000	17,500	27,500
NSW Ambulance Virtual Clinical Care Centre (VCCC)	Sydney Olympic Park	2022	2025	15,000	8,995	6,005
Rural Ambulance Infrastructure Reconfiguration Program	Various	2015	2026	232,120	216,530	9,874
Ballina District Hospital Redevelopment Planning	Ballina	2022	2025	2,000	557	1,443
Bankstown Hospital (New)	Bankstown	2020	2030	1,300,000	15,204	38,900
Batemans Bay Community Health Facility	Batemans Bay	2022	2027	20,000	1,526	5,300
Bathurst Hospital Redevelopment	West Bathurst	2022	2029	200,000	7,939	12,000
Blacktown and Mount Druitt Hospitals - Additional Beds	Various	2023	2028	120,000	100	5,000
Blacktown and Mount Druitt Hospitals Redevelopment Stages 1 and 2	Various	2012	2025	651,187	647,378	3,809
Bowral and District Hospital Redevelopment Stage 2	Bowral	2020	2026	55,000	30,830	12,000
Broken Hill Hospital Emergency Department	Broken Hill	2022	2026	12,000	1,833	6,000

Project Description	Location	Start	Complete ^(a)	Estimated Total Cost \$000	Est. Expend To 30-06-24 \$000	Allocation 2024-25 \$000
Ministry of Health (cont)						
Canowindra HealthOne	Canowindra	2021	2025	8,291	1,824	6,467
Canterbury Hospital Redevelopment	Belmore	2023	2029	350,000	150	2,000
Cessnock Hospital Redevelopment ^(b)	Cessnock	2022	2028	137,980	3,992	6,000
Concord Hospital Car Park	Concord West	2020	2026	32,400	22,883	7,737
Cooma Hospital Redevelopment	Cooma	2017	2025	26,587	23,015	3,572
Cowra Hospital Redevelopment	Cowra	2020	2026	110,200	22,675	45,000
Drug and Alcohol Behavioural Assessment Units	Various	2022	2025	8,000	2,577	5,423
Drug and Alcohol Treatment Services in regional NSW	Various	2021	2025	10,065	6,000	4,065
Electric Vehicle Funding ^(b)	Various	2022	2025	7,535	4,457	3,078
Establishment of a Residential Eating Disorders Treatment Centre ^(d)	Charlestown	2021	2025	13,000	12,500	500
Eurobodalla Regional Hospital Redevelopment ^(b)	Moruya	2020	2027	330,000	44,787	75,500
Expanding the Affordable IVF Initiative	Various	2022	2025	18,000	n.a.	18,000
Extended hours Childcare Centres	Various	2022	2025	8,000	4,000	4,000
Fairfield Hospital Redevelopment	Prairiewood	2023	2029	550,000	100	5,000
Finley Hospital Upgrade	Finley	2022	2027	25,000	2,188	3,300
Glen Innes Hospital Upgrade	Glen Innes	2020	2027	50,000	8,843	3,629
Goulburn Hospital Redevelopment	Goulburn	2017	2026	165,000	158,974	5,129
Grafton Base Hospital Redevelopment	Grafton	2022	2030	263,800	4,443	14,769
Griffith Hospital Redevelopment	Griffith	2018	2026	250,000	173,570	36,437
Gunnedah Hospital Redevelopment	Gunnedah	2021	2026	53,000	12,950	21,600
Health Innovation Fund Tranche 2 ^(d)	Various	2021	2025	7,535	6,725	810
HealthOne / Integrated Primary Health Care Centres						
HealthOne Strategy (Rebuild NSW Fund)	Various	2016	2026	100,000	83,740	1,250
Information and Communication Strategy						
Brighter Beginnings - Digital Baby Book	Various	2023	2027	53,713	8,960	12,129
Digital Restart Fund - Digital Access to Care	Various	2022	2025	20,000	18,600	1,400
Digital Restart Fund - Patient Reported Measures	Various	2022	2025	22,370	15,884	6,486
Digital Restart Fund - Virtual Consultations	Various	2022	2025	20,000	17,360	2,640

Project Description	Location	Start	Complete ^(a)	Estimated Total Cost \$000	Est. Expend To 30-06-24 \$000	Allocation 2024-25 \$000
Ministry of Health (cont)						
Fast Track Electronic Prescribing ^(c)	Various	2020	2025	35,000	32,894	2,106
Health Cyber Uplift	Various	2021	2025	28,440	20,994	7,446
Single Digital Patient Record ^(b)	Various	2020	2027	n.a.	344,197	199,256
Whole of System Digital Platform	Various	2016	2025	260,353	244,133	16,220
Integrated Mental Health Complex at Westmead ^(b)	Westmead	2022	2031	540,000	60,729	99,400
John Hunter Health and Innovation Precinct	New Lambton Heights	2019	2028	835,000	336,822	280,000
Kempsey Heritage Building Refurbishment	West Kempsey	2022	2026	2,500	201	1,440
Key Health Worker Accommodation - Far Western Region	Various	2022	2026	15,300	5,753	8,000
Key Health Worker Accommodation - Murrumbidgee Region	Various	2022	2026	15,000	3,092	10,000
Key Health Worker Accommodation - Southern NSW region	Various	2022	2026	15,000	3,159	10,000
Liverpool Health and Academic Precinct ^(b)	Liverpool	2018	2031	780,000	404,153	54,900
Lower Mid North Coast Health Service (Manning and Forster-Tuncurry) ^(b)	Taree	2020	2028	180,000	10,369	3,300
Maitland Integrated Community and Community Mental Health Service	Metford	2022	2026	22,000	691	1,243
Milton Ulladulla Hospital Upgrades	Milton	2023	2026	7,500	300	3,200
Moree Hospital Redevelopment ^(b)	Moree	2021	2026	105,000	13,798	48,000
Multipurpose Services (MPS) Strategy Stage 5	Various	2015	2026	296,530	258,372	15,500
Muswellbrook Hospital Redevelopment Stage 3	Muswellbrook	2021	2026	45,000	4,295	15,500
Nepean Hospital and Integrated Ambulatory Services Stage 1 and 2 ^(b)	Kingswood	2017	2027	1,031,000	754,311	147,300
New Shellharbour Hospital (incl. car park) and Integrated Services ^{(b)(d)}	Oak Flats	2017	2029	781,900	153,265	52,497
NSW Health Linen Services	Various	2023	2029	150,000	150	1,000
NSW Paediatric Cardiac Service Enhancements	Various	2021	2026	10,000	2,932	2,500
Own Sourced Local Initiatives	Various	n.a.	n.a.	n.a.	n.a.	282,475
Planning - Aerotropolis Hospital	Various	2023	2027	15,000	100	2,000
Planning - Blue Mountains Hospital Redevelopment	Katoomba	2023	2027	25,000	100	5,000
Planning - Callan Park (Pathways to Community Living)	Lilyfield	2022	2025	1,000	278	722

Project Description	Location	Start	Complete ^(a)	Estimated Total Cost \$000	Est. Expend To 30-06-24 \$000	Allocation 2024-25 \$000
Ministry of Health (cont)						
Planning - Wagga Wagga Health and Knowledge Precinct	Wagga Wagga	2022	2025	1,000	314	686
Port Macquarie Hospital Helipad Relocation and Car Park	Port Macquarie	2021	2026	33,972	25,735	4,541
Public Private Partnerships (PPP) - Cyclical Maintenance						
Long Bay Forensic Hospital Cyclical Maintenance	Malabar	2010	2027	25,024	21,145	2,217
Newcastle Mater Hospital Cyclical Maintenance	Newcastle	2008	2027	56,288	43,749	1,160
Northern Beaches Hospital Life Cycle Costs	Frenchs Forest	2018	2039	138,021	2,876	1,515
Orange Base Hospital Cyclical Maintenance	Orange	2008	2027	117,853	93,980	9,384
Royal North Shore Hospital Cyclical Maintenance	St Leonards	2008	2027	208,402	128,162	29,629
Randwick Campus Reconfiguration and Expansion Stage 1 ^(c)	Randwick	2017	2027	869,822	790,815	52,875
Regional Cancer Treatment Centres for Radiation Therapy ^(d)	Various	2023	2025	4,308	1,806	2,502
Rouse Hill Hospital ^(b)	Rouse Hill	2018	2029	700,000	61,262	16,651
Royal Prince Alfred Hospital Redevelopment ^(b)	Camperdown	2020	2030	940,000	185,483	103,465
Ryde Hospital Redevelopment ^(b)	Denistone	2021	2028	526,800	32,393	49,031
Shoalhaven Hospital Redevelopment	Nowra	2020	2028	438,000	153,726	140,000
St George Hospital - Ambulatory Care, Day Surgery, Sub-Acute Inpatient Building (includes car park)	Kogarah	2020	2028	411,000	186,843	104,480
Statewide Dental Van Program	Various	2019	2028	16,019	11,455	3,524
Statewide Mental Health Infrastructure Program	Various	2018	2030	669,811	206,259	94,280
Sutherland Hospital Operating Theatre Complex (incl. MRI)	Caringbah	2020	2025	88,500	84,062	4,438
Sydney Biomedical Accelerator as part of Tech Precinct ^(c)	Camperdown	2022	2027	150,000	8,000	87,403
Sydney Childrens Hospital, Randwick - Stage 1 Childrens Comprehensive Cancer Centre ^{(c)(d)}	Randwick	2020	2028	658,000	354,574	145,000
Temora Hospital Redevelopment ^(b)	Temora	2022	2028	95,000	4,118	5,581
The Childrens Hospital at Westmead Stage 2 Redevelopment (Includes Car Park)	Westmead	2019	2028	619,000	309,072	170,000
Tweed Hospital and Integrated Ambulatory Services Redevelopment	Kingscliff	2016	2025	723,331	713,898	9,433
Viral Vector Manufacturing Facility	Westmead	2022	2026	49,600	34,257	14,403

Project Description	Location	Start	Complete ^(a)	Estimated Total Cost \$000	Est. Expend To 30-06-24 \$000	Allocation 2024-25 \$000
Ministry of Health (cont)						
Voluntary Assisted Dying	Various	2023	2026	2,789	2,709	40
Wentworth Health Service Redevelopment	Wentworth	2021	2026	30,000	6,093	14,800
Westmead Hospital Redevelopment Stage 1 ^(c)	Westmead	2014	2026	831,590	801,880	13,644
Whole of Government Approach to Suicide Prevention	Various	2023	2025	2,000	500	1,500
Wollongong Hospital Package	Wollongong	2023	2027	21,850	300	5,000
World Class End of Life Care	Various	2022	2027	93,000	7,673	26,000
World Class Newborn Bloodspot Screening Program ^(d)	Various	2023	2026	3,185	941	1,791
Wyong Cancer Day Unit	Hamlyn Terrace	2022	2025	6,400	1,169	5,231
Wyong Hospital Redevelopment Stage 1	Hamlyn Terrace	2017	2026	200,000	183,946	7,670
Total, Works in Progress						2,966,246
Total, Major Works						3,079,809
Leases						
Lease Acquisitions between \$250,000 and \$20 million	Various	n.a.	n.a.	n.a.	n.a.	46,234
Lease Acquisitions less than \$250,000	Various	n.a.	n.a.	n.a.	n.a.	52,320
Total, Leases						98,554
Total, Minor Works						176,109
Less capital expensing ^(f)						(147,270)
Total, Ministry of Health						3,207,202

- a) The dates listed are the financial completion dates. Depending on the project schedule, physical completion may occur prior.
- b) ETC increase/decrease includes additional funding, absorbed measures and/or merged projects.
- c) Project fully or partially funded by third-party contributions.
- d) Project fully or partially funded by the Australian Government.
- e) Project joint funded with the Victorian Government.
- f) Certain expenditure associated with the construction of projects falls below the capitalisation thresholds and is therefore expensed annually.

Project Description	Location	Start	Complete ^(a)	Estimated Total Cost \$000	Est. Expend To 30-06-24 \$000	Allocation 2024-25 \$000
---------------------	----------	-------	-------------------------	----------------------------------	-------------------------------------	--------------------------------

Health Care Complaints Commission

Total, Minor Works	65
---------------------------	-----------

Total, Health Care Complaints Commission	65
-------------------------------------------------	-----------

Mental Health Commission of New South Wales

Total, Minor Works	25
---------------------------	-----------

Total, Mental Health Commission of New South Wales	25
-----------------------------------------------------------	-----------

Project Description	Location	Start	Complete	Estimated Total Cost \$000	Est. Expend To 30-06-24 \$000	Allocation 2024-25 \$000
---------------------	----------	-------	----------	----------------------------	-------------------------------	--------------------------

Department of Enterprise, Investment and Trade

Major Works

New Works

Qtopia	Darlinghurst	2023	2025	11,200	737	10,463
Total, New Works						10,463

Works in Progress

Arts Maintenance and Upgrades Program	Various	2020	2025	103,800	102,500	1,300
Global NSW Strategy	Sydney	2020	2029	7,200	4,839	449
National Art School Precinct Renewal	Darlinghurst	2022	2026	21,700	3,118	7,482
New Powerhouse Museum in Parramatta (including Castle Hill)	Various	2019	2025	n.a.	542,168	259,748
RNA Pilot Facility	Sydney	2022	2027	76,776	2,609	61,735
Ultimo Powerhouse Museum	Ultimo	2021	2027	300,131	30,504	84,434
Walsh Bay Arts Precinct Project	Dawes Point	2019	2025	372,940	365,860	7,080
Total, Works in Progress						422,228

Total, Major Works 432,691

Leases

Offshore Office Lease Extension	Sydney	2024	2025	2,499	469	2,030
Total, Leases						2,030

Total, Minor Works 11,866

Total, Department of Enterprise, Investment and Trade 446,587

Art Gallery of New South Wales

Major Works

Works in Progress

Critical Asset Maintenance - Non Collections	Sydney	2022	2026	28,800	17,000	7,900
Total, Works in Progress						7,900

Total, Major Works 7,900

Total, Minor Works 8,476

Total, Art Gallery of New South Wales 16,376

Project Description	Location	Start	Complete	Estimated Total Cost \$000	Est. Expend To 30-06-24 \$000	Allocation 2024-25 \$000
---------------------	----------	-------	----------	----------------------------	-------------------------------	--------------------------

Australian Museum

Major Works

New Works

Critical Works - Spirit House	Darlinghurst	2024	2026	1,000		1,000
Total, New Works						1,000

Works in Progress

Critical Maintenance	Darlinghurst	2023	2025	2,400	56	2,344
Extreme Risk Fire Compliance Issues	Darlinghurst	2023	2025	4,950	500	4,450
New Pasifika Gallery	Darlinghurst	2020	2025	3,138	2,828	310
Total, Works in Progress						7,104

Total, Major Works						8,104
---------------------------	--	--	--	--	--	--------------

Total, Minor Works						7,800
---------------------------	--	--	--	--	--	--------------

Total, Australian Museum						15,904
---------------------------------	--	--	--	--	--	---------------

Destination NSW

Total, Minor Works						350
---------------------------	--	--	--	--	--	------------

Total, Destination NSW						350
-------------------------------	--	--	--	--	--	------------

Museums of History NSW

Major Works

Works in Progress

10-Year Capital Maintenance Program	Various	2016	2026	32,763	28,258	2,622
Museums of History NSW - Critical Works Program	Various	2023	2033	8,854	242	8,612
Total, Works in Progress						11,234

Total, Major Works						11,234
---------------------------	--	--	--	--	--	---------------

Leases

Lease acquisitions less than \$250,000	Sydney	n.a.	n.a.	n.a.	n.a.	25
Western Sydney Records Centre Storage Leases	Caddens	n.a.	n.a.	n.a.	n.a.	283

Total, Leases						308
----------------------	--	--	--	--	--	------------

Total, Minor Works						5,234
---------------------------	--	--	--	--	--	--------------

Total, Museums of History NSW						16,776
--------------------------------------	--	--	--	--	--	---------------

Project Description	Location	Start	Complete	Estimated Total Cost \$000	Est. Expend To 30-06-24 \$000	Allocation 2024-25 \$000
---------------------	----------	-------	----------	-------------------------------	-------------------------------------	--------------------------------

Museum of Applied Arts and Sciences

Major Works

New Works

Sydney Observatory Essential Heritage Works	Millers Point	2024	2025	1,200		1,200
---------------------------------------------	---------------	------	------	-------	--	-------

Total, New Works						1,200
------------------	--	--	--	--	--	-------

Total, Major Works						1,200
---------------------------	--	--	--	--	--	-------

Total, Minor Works						1,968
---------------------------	--	--	--	--	--	-------

Total, Museum of Applied Arts and Sciences						3,168
---------------------------------------------------	--	--	--	--	--	-------

State Library of New South Wales

Major Works

New Works

State Library of NSW - Critical Backlog Maintenance	Sydney	2024	2026	2,250		2,250
-----------------------------------------------------	--------	------	------	-------	--	-------

Total, New Works						2,250
------------------	--	--	--	--	--	-------

Works in Progress

Critical Asset Maintenance Program	Sydney	2023	2025	4,870	970	3,900
------------------------------------	--------	------	------	-------	-----	-------

Total, Works in Progress						3,900
--------------------------	--	--	--	--	--	-------

Total, Major Works						6,150
---------------------------	--	--	--	--	--	-------

Total, Minor Works						16,985
---------------------------	--	--	--	--	--	--------

Total, State Library of New South Wales						23,135
------------------------------------------------	--	--	--	--	--	--------

Project Description	Location	Start	Complete	Estimated Total Cost \$000	Est. Expend To 30-06-24 \$000	Allocation 2024-25 \$000
---------------------	----------	-------	----------	-------------------------------	----------------------------------	--------------------------------

Department of Planning, Housing and Infrastructure

Major Works

New Works

Native Title Negotiations and Implementation	Various	2024	2025	2,030		2,030
NSW Planning Digital Environment	Various	2024	2026	20,400		13,700
Total, New Works						15,730

Works in Progress

Crown Land Priority Services Renewal Program	Various	2022	2025	15,764	11,764	4,000
Koala-friendly Crossings	Leppington	2024	2025	3,500	1,000	2,500
NSW Government Fleet Electrification Charging Stations	Various	2023	2025	1,500	815	685
NSW Pet Registry	Various	2021	2025	17,415	13,115	4,300
Valnet Framework Refresh Program	Various	2023	2025	16,706	5,876	10,830
Total, Works in Progress						22,315

Total, Major Works

38,045

Leases

Lease Acquisitions between \$250,000 and \$20 million	Various	n.a.	n.a.	n.a.	n.a.	11,516
Lease Acquisitions less than \$250,000	Various	n.a.	n.a.	n.a.	n.a.	7,577

Total, Leases

19,093

Total, Minor Works

18,693

Total, Department of Planning, Housing and Infrastructure

75,831

Project Description	Location	Start	Complete	Estimated Total Cost \$000	Est. Expend To 30-06-24 \$000	Allocation 2024-25 \$000
---------------------	----------	-------	----------	----------------------------	-------------------------------	--------------------------

NSW Reconstruction Authority

Major Works

New Works

Disaster Recovery Funding Arrangements Management System	Various	2024	2025	1,500		1,500
Resilient Homes Program - Central West	Various	2024	2025	10,000		10,000
Total, New Works						11,500

Works in Progress

Build Natural Disaster Detection System	Various	2023	2026	3,300	40	1,200
Resilient Homes Program - Northern Rivers	Various	2022	2026	129,275	53,275	66,000
Resilient Lands Program - Northern Rivers	Various	2022	2025	49,975	8,342	41,633
Total, Works in Progress						108,833

Total, Major Works 120,333

Total, Minor Works 1,764

Total, NSW Reconstruction Authority 122,097

Royal Botanic Gardens and Domain Trust

Major Works

New Works

Asset Renewal Program	Various	2024	2026	3,355		2,375
Total, New Works						2,375

Works in Progress

Macquarie Street East Precinct Works - Royal Botanic Gardens and Domain Trust Component	Sydney	2022	2026	12,000	2,800	2,700
Total, Works in Progress						2,700

Total, Major Works 5,075

Leases

Leasing Acquisitions less than \$250,000	Sydney	n.a.	n.a.	n.a.	n.a.	152
------------------------------------------	--------	------	------	------	------	-----

Total, Leases 152

Total, Minor Works 3,879

Total, Royal Botanic Gardens and Domain Trust 9,106

Project Description	Location	Start	Complete	Estimated Total Cost \$000	Est. Expend To 30-06-24 \$000	Allocation 2024-25 \$000
---------------------	----------	-------	----------	----------------------------------	-------------------------------------	--------------------------------

Sydney Olympic Park Authority

Major Works

New Works

Sydney Olympic Park Infrastructure and Asset Maintenance	Sydney Olympic Park	2024	2025	8,500		8,500
----------------------------------------------------------	---------------------	------	------	-------	--	-------

Total, New Works						8,500
------------------	--	--	--	--	--	-------

Total, Major Works						8,500
---------------------------	--	--	--	--	--	--------------

Total, Minor Works						10,485
---------------------------	--	--	--	--	--	---------------

Total, Sydney Olympic Park Authority						18,985
---------------------------------------------	--	--	--	--	--	---------------

Western Parkland City Authority

Major Works

Works in Progress

Advanced Manufacturing and Research Facility	Bradfield	2022	2028	261,875	9,093	79,745
----------------------------------------------	-----------	------	------	---------	-------	--------

Bradfield City Centre First Building	Bradfield	2021	2025	47,800	35,904	11,896
--------------------------------------	-----------	------	------	--------	--------	--------

Bradfield City Centre Stage 1 Enabling Works	Bradfield	2021	2028	870,614	118,821	190,200
----------------------------------------------	-----------	------	------	---------	---------	---------

Research Facility - Building 3	Bradfield	2022	2028	49,000		19,900
--------------------------------	-----------	------	------	--------	--	--------

Total, Works in Progress						301,741
--------------------------	--	--	--	--	--	---------

Total, Major Works						301,741
---------------------------	--	--	--	--	--	----------------

Total, Minor Works						552
---------------------------	--	--	--	--	--	------------

Total, Western Parkland City Authority						302,293
-----------------------------------------------	--	--	--	--	--	----------------

Project Description	Location	Start	Complete	Estimated Total Cost \$000	Est. Expend To 30-06-24 \$000	Allocation 2024-25 \$000
---------------------	----------	-------	----------	----------------------------	-------------------------------	--------------------------

Centennial Park and Moore Park Trust

Major Works

New Works

Moore Park South - Preliminary Works	Moore Park	2024	2025	2,557		2,557
Recreational Improvements at Centennial Parklands	Centennial Park	2024	2034	12,708		2,133
Total, New Works						4,690
Total, Major Works						4,690
Total, Minor Works						2,500
Total, Centennial Park and Moore Park Trust						7,190

Hunter and Central Coast Development Corporation

Major Works

Works in Progress

Capitalisation of Public Infrastructure Built on Corporation Owned Land	Newcastle	2019	2028	39,240	31,336	100
Total, Works in Progress						100
Total, Major Works						100
Total, Minor Works						200
Total, Hunter and Central Coast Development Corporation						300

Project Description	Location	Start	Complete	Estimated Total Cost \$000	Est. Expend To 30-06-24 \$000	Allocation 2024-25 \$000
---------------------	----------	-------	----------	-------------------------------	-------------------------------------	--------------------------------

Planning Ministerial Corporation

Major Works

Works in Progress

Cumberland Plain Conservation Plan - Avoided Land Voluntary Acquisition Program	Various	2023	2026	65,500	200	48,300
Cumberland Plain Conservation Plan - Gulguer Reserve Koala Crossing Land Acquisitions	Various	2020	2025	43,776	22,876	20,900
Strategic Open Green Space - Embellishments Program	Various	2018	2025	49,956	38,183	11,773
Strategic Open Green Space - Land Acquisitions	Various	2019	2025	90,056	56,121	33,935
Total, Works in Progress						114,908

Total, Major Works	114,908
---------------------------	----------------

Total, Minor Works	69,499
---------------------------	---------------

Total, Planning Ministerial Corporation	184,407
------------------------------------------------	----------------

Project Description	Location	Start	Complete	Estimated Total Cost \$000	Est. Expend To 30-06-24 \$000	Allocation 2024-25 \$000
---------------------	----------	-------	----------	----------------------------	-------------------------------	--------------------------

Property and Development NSW

Major Works

New Works

Property Development Program	Various	2024	2029	45,500		45,500
Residential Housing - North West Sydney	n.a.	2024	2027	17,200		13,600
Total, New Works						59,100

Works in Progress

Asset Maintenance Program (Tranche 2)	Various	2023	2027	22,800	5,700	5,700
Building Refurbishment Program	Various	2021	2025	41,050	37,245	3,805
Coffs Harbour Jetty Foreshore Precinct Project	Coffs Harbour	2020	2026	19,975	15,519	2,300
Parramatta North Program Early Works	North Parramatta	2021	2025	34,750	23,156	11,594
Registrar General's Building Project	Sydney	2021	2026	87,151	36,052	16,301
Waratah Gasworks Remediation	Waratah	2022	2025	6,093	4,524	1,569
Whole of Government Regional Hubs - Dubbo and Coffs Harbour	Various	2022	2026	119,937	10,565	66,338
Total, Works in Progress						107,607

Total, Major Works

166,707

Leases

Lease Acquisitions between \$250,000 and \$20 million	Various	n.a.	n.a.	n.a.	n.a.	326,294
-------------------------------------------------------	---------	------	------	------	------	----------------

Total, Leases

326,294

Total, Minor Works

3,235

Total, Property and Development NSW

496,236

Project Description	Location	Start	Complete	Estimated Total Cost \$000	Est. Expend To 30-06-24 \$000	Allocation 2024-25 \$000
---------------------	----------	-------	----------	----------------------------------	-------------------------------------	--------------------------------

Western Sydney Parklands Trust

Major Works

Works in Progress

Fifteenth Avenue Business Hub	West Hoxton	2016	2025	3,053	1,049	2,004
Mirror Dam Shared Path	Eastern Creek	2023	2026	15,000	1,200	8,600

Total, Works in Progress						10,604
--------------------------	--	--	--	--	--	---------------

Total, Major Works						10,604
---------------------------	--	--	--	--	--	---------------

Total, Minor Works						7,571
---------------------------	--	--	--	--	--	--------------

Total, Western Sydney Parklands Trust						18,175
----------------------------------------------	--	--	--	--	--	---------------

Project Description	Location	Start	Complete	Estimated Total Cost \$000	Est. Expend To 30-06-24 \$000	Allocation 2024-25 \$000
---------------------	----------	-------	----------	-------------------------------	----------------------------------	--------------------------------

Premier's Department

Major Works

New Works

Aboriginal Cultural Heritage Reforms	Sydney	2024	2026	8,500		3,500
New Cabinet System	Sydney	2024	2027	5,000		1,500
Total, New Works						5,000

Works in Progress

Stolen Generation Keeping Places	North Parramatta	2023	2026	9,500		3,000
Total, Works in Progress						3,000

Total, Major Works

8,000

Total, Minor Works

9,341

Total, Premier's Department

17,341

Natural Resources Commission

Total, Minor Works

97

Total, Natural Resources Commission

97

Public Service Commission

Total, Minor Works

270

Total, Public Service Commission

270

Project Description	Location	Start	Complete	Estimated Total Cost \$000	Est. Expend To 30-06-24 \$000	Allocation 2024-25 \$000
---------------------	----------	-------	----------	----------------------------	-------------------------------	--------------------------

Department of Regional NSW

Major Works

New Works

Orange Agricultural Institute Upgrade	Orange	2024	2025	4,800		4,800
Snowy 2.0 Gaden Trout Hatchery Upgrade	Jindabyne	2024	2025	5,250		5,250
Soil Conservation Fleet Upgrade	Various	2024	2025	2,900		2,900
Total, New Works						12,950

Works in Progress

2017 R&D Partnership with Grains Research Development Corporation	Various	2017	2027	22,000	12,764	5,236
Electric Vehicle Program	Various	2023	2025	440	15	425
Farms of the Future	Various	2023	2028	3,433		2,053
Foot and Mouth Disease – Risk and Response	Various	2022	2025	14,250	13,818	432
Marine Estate Management Strategy - Stage 3	Various	2022	2028	3,430	553	1,147
Offshore Artificial Reefs	Various	2018	2025	8,800	6,400	2,400
Smarter Soil Conservation System	Various	2022	2025	1,430	470	960
World Class Food and Fibre - Stage 2	Various	2020	2026	53,827	34,791	17,479
Total, Works in Progress						30,132

Total, Major Works

43,082

Leases

Lease Acquisition less than \$250,000	Various	2022	2034	n.a.	n.a.	3,310
Total, Leases						3,310

Total, Minor Works

80,979

Total, Department of Regional NSW

127,371

New South Wales Rural Assistance Authority

Total, Minor Works

50

Total, New South Wales Rural Assistance Authority

50

Project Description	Location	Start	Complete	Estimated Total Cost \$000	Est. Expend To 30-06-24 \$000	Allocation 2024-25 \$000
---------------------	----------	-------	----------	----------------------------------	-------------------------------------	--------------------------------

Local Land Services

Major Works

Works in Progress

Windmill Replacement	Various	2022	2025	1,791	1,391	400
Total, Works in Progress						400

Total, Major Works

400

Leases

Lease Acquisition less than \$250,000	Various	2020	2034	n.a.	n.a.	3,039
------------------------------------------	---------	------	------	------	------	-------

Total, Leases

3,039

Total, Minor Works

2,691

Total, Local Land Services

6,130

NSW Food Authority

Total, Minor Works

1,100

Total, NSW Food Authority

1,100

Project Description	Location	Start	Complete	Estimated Total Cost \$000	Est. Expend To 30-06-24 \$000	Allocation 2024-25 \$000
Transport for NSW						
Connecting Central Coast Roads						
Avoca Drive, Central Coast (State and Federal funded)	Various	n.a.	n.a.	n.a.	n.a.	11,037
Central Coast Highway, Tumby Road Intersection Upgrade (State and Federal Funded)	Wamberal - Bateau Bay	n.a.	n.a.	n.a.	10,904	1,779
Pacific Highway, Wyong Town Centre (State and Federal Funded)	Wyong	n.a.	n.a.	n.a.	42,171	5,600
Connecting Hunter Roads						
John Renshaw Drive Upgrade (Planning) (State and Federal Funded)	Various	n.a.	n.a.	n.a.	2,749	1,128
Newcastle Inner City Bypass, Rankin Park to Jesmond (State and Federal Funded)	Williamstown	n.a.	2025	481,900	264,860	128,614
Pacific Motorway, Extension to Raymond Terrace (State and Federal Funded)	Hexham	n.a.	2028	1,910,000	643,876	444,587
Pacific Motorway, Hexham Straight (State and Federal Funded)	Hexham	n.a.	2026	320,000	104,174	74,166
Connecting Regional NSW (Roads and Bridges)						
Barton Highway Improvements (State and Federal Funded)	Goulburn	n.a.	n.a.	n.a.	121,424	10,060
Bruxner Highway Upgrades	Various	n.a.	n.a.	n.a.	1,633	5,500
Golden Highway Dubbo to Newcastle Improvement Program (Planning) (State and Federal Funded)	Dubbo	n.a.	n.a.	n.a.		1,000
Golden Highway Upgrades - Mudies Creek (State and Federal Funded)	Whittingham	n.a.	2025	n.a.	38,926	11,796
Hargraves Lane and Federation St Upgrade, Gilgandra (Heavy Vehicle bypass) (State and Federal Funded)	Gilgandra	n.a.	n.a.	n.a.	1,122	800
Hillsborough Road, Warners Bay to Charlestown (Stage 1)	Warners Bay	n.a.	2027	35,000	7,972	1,450
Mandalong Road Upgrade (State and Federal Funded)	Morisset	n.a.	n.a.	n.a.	2,612	1,884
Marshall's Creek Bridge	Wagga Wagga	n.a.	n.a.	n.a.	n.a.	2,061
Minmi Road and Newcastle Link Road, Edgeworth	Edgeworth	n.a.	n.a.	n.a.	1,539	1,100
Monaro Highway Upgrade Program	Williamsdale - Cooma	n.a.	2025	22,000	20,144	1,856
Nelson Bay Road - Williamstown to Bobs Farm (State and Federal Funded)	Williamstown	n.a.	n.a.	n.a.		5,000
Regional NSW Bridge Upgrades	Various	n.a.	n.a.	n.a.	162,489	8,230

Project Description	Location	Start	Complete	Estimated Total Cost \$000	Est. Expend To 30-06-24 \$000	Allocation 2024-25 \$000
Waterfall Way Upgrade	Various	n.a.	2025	50,000	28,670	17,300
Connecting Sydney Roads						
Appin Road Upgrades (State and Federal Funded)	Appin	n.a.	n.a.	n.a.	22,390	3,305
Elizabeth Drive Upgrades (State and Federal Funded) ^(f)	Various	n.a.	n.a.	n.a.	13,300	55,000
Epping Station Bridge Replacement (State and Federal Funded)	Epping	n.a.	n.a.	n.a.	17,465	17,814
Heathcote Road - The Avenue to Princes Highway (Planning)	Various	n.a.	n.a.	n.a.	4,006	2,500
Heathcote Road, Infantry Parade, Hammondville to The Avenue, Voyager Point (State and Federal Funded)	Holsworthy	n.a.	2026	183,000	104,393	36,701
Henry Lawson Drive Upgrade Stage 1A	Milperra	n.a.	2026	136,500	68,613	33,459
Hill Road Upgrade	Lidcombe	n.a.	n.a.	n.a.	26,399	5,715
Homebush Bay Drive Upgrade (State and Federal Funded)	Liberty Grove	n.a.	n.a.	n.a.	9,121	2,150
King Georges Road, Stoney Creek Road to Connells Point Road (State and Federal Funded)	Penshurst	n.a.	2026	190,600	121,929	46,557
Mamre Road - Erskine Park Road to Kerrs Road (State and Federal Funded)	Kemps Creek	n.a.	n.a.	n.a.	4,478	23,617
Mamre Road, M4 Motorway to Erskine Park Road	St Clair	n.a.	n.a.	n.a.	40,452	19,500
Memorial Avenue, Old Windsor Road to Windsor Road (State and Federal Funded)	Kellyville	n.a.	2024	n.a.	198,349	24,495
Mona Vale Road, McCarrs Creek Road To Powder Works Road	Various	n.a.	n.a.	n.a.	24,892	5,510
Mulgoa Road Stage 1 - Blaikie Road to M4 Motorway (State and Federal Funded)	Jamisontown	n.a.	2026	409,706	280,611	56,850
Mulgoa Road Stage 2 - Glenmore Parkway to Jeanette Street (State and Federal Funded)	Jamisontown	n.a.	n.a.	n.a.	3,227	30,000
New Richmond Bridge and Traffic Improvements (State and Federal Funded)	North Richmond	n.a.	n.a.	n.a.	29,053	2,023
Picton Bypass (Planning) (State and Federal Funded)	Picton	n.a.	n.a.	n.a.	3,275	3,400
Prospect Highway, Reservoir Road to St Martins Crescent (State and Federal Funded)	Prospect	n.a.	2025	280,000	226,247	20,001
Spring Farm Parkway Stage 1	Menangle Park	n.a.	2024	206,000	103,400	34,505

Project Description	Location	Start	Complete	Estimated Total Cost \$000	Est. Expend To 30-06-24 \$000	Allocation 2024-25 \$000
Transport for NSW (cont)						
The Horsley Drive, M7 Motorway to Cowpasture Road (State and Federal Funded)	Horsley Park	n.a.	n.a.	n.a.	19,145	1,000
Upgrade Garfield Road East (State and Federal Funded) ^(f)	Riverstone	n.a.	n.a.	n.a.	9,411	20,000
Upgrade of Bandon Road (Planning) (State and Federal Funded) ^(f)	Various	n.a.	n.a.	n.a.	4,312	4,200
Wakehurst Parkway	Various	n.a.	n.a.	n.a.	9,397	7,903
Western Sydney Long Term Strategic Transport Corridor Preservation	Various	n.a.	n.a.	n.a.	136,842	57,000
Widen Richmond Road at Elara Boulevard (State and Federal Funded) ^(f)	Marsden Park	n.a.	n.a.	n.a.	1,500	17,000
Widen Richmond Road from the M7 to Townson Road (State and Federal Funded) ^(f)	Colebee	n.a.	n.a.	n.a.	9,405	22,399
Easing Sydney's Congestion						
Bus Priority Infrastructure	Various	n.a.	n.a.	n.a.	229,833	22,426
Pinch Points and Clearways (State and Federal Funded)	Various	n.a.	n.a.	n.a.	583,838	56,115
Sydney Coordinated Adaptive Traffic System (SCATS) Customer Improvement Program	Various	n.a.	n.a.	n.a.	85,158	2,239
Great Western Highway and Bells Line of Road						
Bells Line of Road Upgrade Program (Federal Funded)	Blue Mountains	n.a.	n.a.	n.a.	129	1,354
Great Western Highway, Coxs River Road (State and Federal Funded)	Lithgow	n.a.	2025	232,000	n.a.	67,258
Great Western Highway, Medlow Bath (State and Federal Funded)	Katoomba	n.a.	2025	176,600	n.a.	76,689
Hume Corridor						
Hume Highway Corridor Strategy (Planning) (State and Federal Funded)	Various	n.a.	n.a.	n.a.		2,000
Hume Highway Heavy Duty Pavement Upgrade	Marulan	n.a.	n.a.	n.a.	12,246	1,550
Sheahan Bridge Upgrade (Planning) (State and Federal Funded)	Gundagai	n.a.	n.a.	n.a.	1,567	2,880
Interchanges and Accessibility						
Circular Quay Precinct Renewal (Planning) (State and Federal Funded)	Sydney	n.a.	n.a.	n.a.	170,868	71,253
Macquarie Park Precinct and Bus Interchange (State and Federal Funded)	Macquarie Park	n.a.	n.a.	n.a.	23,547	5,868

Project Description	Location	Start	Complete	Estimated Total Cost \$000	Est. Expend To 30-06-24 \$000	Allocation 2024-25 \$000
Transport Access Program - Commuter Wharf Upgrades	Various	n.a.	n.a.	n.a.	244,452	9,389
Light Rail						
Parramatta Light Rail Stage 1	Parramatta	n.a.	2025	2,875,000	2,598,721	135,006
Parramatta Light Rail Stage 2	Parramatta	n.a.	n.a.	n.a.	103,313	91,897
New England Corridor						
New England Highway Corridor - Priority Intersection Upgrades (State and Federal Funded)	Various	n.a.	n.a.	n.a.	2,513	1,500
New England Highway Duplication (Goonoo Goonoo Road) (State and Federal Funded)	Tamworth	n.a.	n.a.	n.a.	2,984	5,000
New England Highway, Muswellbrook Bypass (State and Federal Funded)	Muswellbrook	n.a.	n.a.	n.a.	24,924	11,700
New England Highway, Singleton Bypass (State and Federal Funded)	Singleton	n.a.	2026	700,000	125,656	191,392
Newell Corridor						
Newell Highway Flood Mitigation Works (Planning) (State and Federal Funded)	Various	n.a.	n.a.	n.a.	9,981	5,071
Newell Highway Narrabri to Moree Heavy Duty Pavements (State and Federal Funded)	Narrabri - Boggabilla	n.a.	2026	261,170	171,247	63,161
Newell Highway, New Dubbo Bridge (State and Federal Funded)	Dubbo	n.a.	2027	263,200	136,782	52,074
Newell Highway, Parkes Bypass (State and Federal Funded)	Parkes	n.a.	2026	287,200	191,281	51,400
Other Election Commitments						
Community Commitments - Road and Transport	Various	n.a.	n.a.	n.a.		1,150
Tolling Operations and Modernisation	Various	n.a.	n.a.	n.a.	120	980
Other Major Programs						
Active Transport	Various	n.a.	n.a.	n.a.	234,443	45,515
Castlereagh Connection - Planning	Various	n.a.	n.a.	n.a.	150	850
Eastern Ring Road and Badgerys Creek Road South - Planning (State and Federal Funded)	Various	n.a.	n.a.	n.a.		6,000
Hawkesbury Nepean Valley Flood Evacuation Road Resilience - Planning (State and Federal Funded)	Various	n.a.	n.a.	n.a.	7,490	1,710
Heavy Vehicle Rest Stops Improvement Program	Various	n.a.	n.a.	n.a.	3,656	5,017

Project Description	Location	Start	Complete	Estimated Total Cost \$000	Est. Expend To 30-06-24 \$000	Allocation 2024-25 \$000
Transport for NSW (cont)						
Maritime Infrastructure Upgrades	Various	n.a.	n.a.	n.a.	143,357	57,282
New Bus Services for Western Sydney (State and Federal Funded)	Various	n.a.	n.a.	n.a.	20,183	39,217
New buses to cater for NSW Services	Various	n.a.	n.a.	n.a.	1,252,546	131,153
Opal Next Generation	Various	n.a.	n.a.	n.a.	52,993	157,081
Picton Road Upgrade (Planning) (State and Federal Funded)	Picton	n.a.	n.a.	n.a.	35,438	6,467
Road Safety (State and Federal Funded)	Various	n.a.	n.a.	n.a.	n.a.	336,651
Rural and Regional Ticketing Solution	Various	n.a.	n.a.	n.a.	32,215	18,485
South West Sydney Roads - Planning (State and Federal Funded)	Various	n.a.	n.a.	n.a.		5,000
Transport Connected Bus Program	Various	n.a.	n.a.	n.a.	33,110	10,652
Wallerawang Train Station Reactivation	Wallerawang	n.a.	n.a.	n.a.	490	3,460
Western Distributor Network Integration	Pymont	n.a.	n.a.	n.a.	52,251	14,000
Western Sydney Freight Line and Intermodal Terminal (Planning and Development) (State and Federal funded)	Various	n.a.	n.a.	n.a.	17,049	9,482
Western Sydney Roads - Planning (State and Federal Funded)	Various	n.a.	n.a.	n.a.		6,000
Zero Emissions Buses Program	Various	n.a.	n.a.	n.a.	184,125	263,928
Pacific Corridor						
Coffs Harbour Bypass (State and Federal Funded)	Coffs Harbour	n.a.	2026	2,200,000	1,096,940	412,004
Pacific Highway - Harrington Road Intersection Upgrade, Coopersnook (Planning)(State and Federal Funded)	Coopersnook	n.a.	n.a.	n.a.	4,260	740
Princes Corridor						
Mount Ousley Interchange (State and Federal Funded)	Mount Ousley	n.a.	2028	390,000	47,966	70,987
Mount Ousley Safety and Reliability Works (Planning) (State and Federal Funded)	Mount Ousley	n.a.	n.a.	n.a.		2,000
Narooma Bridge - Planning (State and Federal Funded)	Narooma	n.a.	n.a.	n.a.	2,200	2,400
Nowra Bypass and Network Improvements (Planning) (State and Federal Funded)	Nowra	n.a.	n.a.	n.a.		3,500

Project Description	Location	Start	Complete	Estimated Total Cost \$000	Est. Expend To 30-06-24 \$000	Allocation 2024-25 \$000
Transport for NSW (cont)						
Princes Highway Corridor (NSW) - Jervis Bay Road Intersection (State and Federal Funded)	Jervis Bay	n.a.	2028	164,000	47,853	33,266
Princes Highway Corridor (NSW) - Jervis Bay to Sussex Inlet Road Upgrade Stage 1 (State and Federal Funded)	Jervis Bay	n.a.	n.a.	n.a.	22,237	4,198
Princes Highway Corridor - Milton Ulladulla Bypass (State and Federal Funded)	Milton	n.a.	n.a.	n.a.	25,451	7,716
Princes Highway Upgrade Program Corridor - Safety and Productivity Upgrades	Nowra - Moruya	n.a.	n.a.	n.a.	n.a.	15,760
Regional Roads Fund						
Alphadale Crossroads	Lismore	n.a.	n.a.	n.a.		1,000
Bulli Bypass Investigation	Bulli	n.a.	n.a.	n.a.	n.a.	1,051
Golden Highway Improvements	Various	n.a.	n.a.	n.a.	n.a.	2,000
Gosford Bypass - Planning and Design	Gosford	n.a.	n.a.	n.a.	n.a.	3,000
M1 Princes Motorway Entry and Exit Ramps	Dapto	n.a.	n.a.	n.a.	n.a.	1,032
Speers Point Intersection ^(e)	Lake Macquarie	n.a.	n.a.	n.a.	n.a.	7,800
Thornton Rail Bridge	Maitland	n.a.	n.a.	n.a.	500	1,000
Tuross Head Intersection	Tuross Head	n.a.	n.a.	n.a.	n.a.	1,400
Yass Road-Bungendore Road-Ellerton Road Intersection	Queanbeyan	n.a.	n.a.	n.a.	n.a.	1,500
Sydney Motorways						
M5 Motorway - Moorebank Avenue - Hume Highway Intersection Upgrade (State and Federal Funded)	Moorebank	n.a.	n.a.	n.a.	16,553	7,371
M6 Extension Stage 1	Rockdale	n.a.	2025	3,115,000	2,353,762	529,585
M7-M12 Integration ^{(d)(e)}	Various	n.a.	2026	n.a.	70,729	126,974
Sydney Gateway	Mascot	n.a.	2024	2,600,000	2,287,971	58,693
Warringah Freeway Upgrade	Various	n.a.	2026	2,000,000	1,228,716	423,859
Western Distributor Smart Motorway (State and Federal Funded)	Various	n.a.	2024	n.a.	107,910	18,248
Western Harbour Tunnel	Various	n.a.	2029	n.a.	2,416,518	1,100,179
Urban Roads Fund						
Driftway Roundabout at Londonderry	Londonderry	n.a.	n.a.	n.a.		7,500
Duplicate Sections of Heathcote Road	Various	n.a.	n.a.	n.a.		2,000
Henry Lawson Drive Upgrade Stage 1B	Milperra	n.a.	n.a.	n.a.	6,375	17,700
Liverpool to Airport Transit Corridor	Various	n.a.	n.a.	n.a.		4,000

Project Description	Location	Start	Complete	Estimated Total Cost \$000	Est. Expend To 30-06-24 \$000	Allocation 2024-25 \$000
---------------------	----------	-------	----------	----------------------------	-------------------------------	--------------------------

Transport for NSW (cont)

Pedestrian Overpass Hurstville Primary (Planning)	Hurstville	n.a.	n.a.	n.a.	250	1,000
Pedestrian Safety Barriers Blaxland	Blaxland	n.a.	n.a.	n.a.	100	1,500
Pitt Town Bypass	Pitt Town	n.a.	n.a.	n.a.	10,574	15,000
Resurface Canterbury Road	Various	n.a.	n.a.	n.a.	9,500	2,500
Spring Farm Parkway Stage 2 - Planning (State and Federal Funded)	Various	n.a.	n.a.	n.a.	3,769	3,300
Traffic Lights at Bank Street	Meadowbank	n.a.	n.a.	n.a.	500	3,500
Traffic Lights at Elara Boulevard	Marsden Park	n.a.	n.a.	n.a.	1,000	4,000
Western Sydney Infrastructure Plan						
M12 Motorway, M7 to The Northern Road (State and Federal Funded)	Badgerys Creek	n.a.	2026	2,000,000	1,431,087	395,671
Total, Works in Progress						6,629,788
Total, Major Works						6,629,788
Total, Minor Works						2,441,583
Total, Transport for NSW						9,071,371

- Estimated total cost (ETC) is the announced cost.
- Start dates are not shown since each project is an amalgamation of individual works. ETC and completion dates are not available (n.a.) at this stage for some projects as they are in the planning phase. Completion dates refer to when the project is operational or opened. Further works may be undertaken and costs incurred after the completion date.
- Note that \$800 million of the WestConnex ETC is allocated toward the delivery of Sydney Gateway.
- Note that \$184 million of the M7-M12 Interchange is allocated toward the delivery of M12 Motorway.
- Note that the funding for the M7-M12 Integration project does not include the funding from WSCO Co. Pty Limited which is the subject of public-private partnership (PPP) arrangement.
- Project is partially funded by Urban Roads Fund.
- Project is partially funded by Regional Roads Fund.

Project Description	Location	Start	Complete	Estimated Total Cost \$000	Est. Expend To 30-06-24 \$000	Allocation 2024-25 \$000
---------------------	----------	-------	----------	-------------------------------	-------------------------------------	--------------------------------

Sydney Metro

Major Works

New Works

Sydney Metro-Western Sydney Airport-Northern extension-Business Case	St Marys - Tallawong	2024	2026	40,000		22,000
----------------------------------------------------------------------	----------------------	------	------	--------	--	--------

Total, New Works						22,000
------------------	--	--	--	--	--	--------

Works in Progress

South West Sydney Rail Planning-Business Case (State and Federal Funded) ^(a)	Bradfield - Leppington/ Campbelltown	2022	2026	n.a.	35,001	46,000
-----------------------------------------------------------------------------------------	-----------------------------------------	------	------	------	--------	--------

Sydney Metro City and Southwest ^(b)	Chatswood - Bankstown	2014	2025	n.a.	17,547,870	1,096,840
------------------------------------------------	-----------------------	------	------	------	------------	-----------

Sydney Metro West	Westmead - Sydney CBD	2017	2032	n.a.	9,817,867	2,688,711
-------------------	-----------------------	------	------	------	-----------	-----------

Sydney Metro-Western Sydney Airport (State and Federal Funded) ^(c)	St Marys - Bringelly	2018	2026	n.a.	5,314,411	2,535,066
-------------------------------------------------------------------------------	----------------------	------	------	------	-----------	-----------

Total, Works in Progress						6,366,617
--------------------------	--	--	--	--	--	-----------

Total, Major Works						6,388,617
---------------------------	--	--	--	--	--	------------------

Total, Minor Works						174,649
---------------------------	--	--	--	--	--	----------------

Total, Sydney Metro						6,563,266
----------------------------	--	--	--	--	--	------------------

a) The Business Case includes consideration of metro and heavy rail options for the Bradfield–Leppington corridor; development of these options is being led by Sydney Metro and Transport for NSW respectively.

b) The Sydney Metro City and Southwest funding allocation includes funding from PPP finance leases.

c) The Sydney Metro-Western Sydney Airport funding allocation includes funding from PPP finance leases. Major civil construction work on the Sydney Metro - Western Sydney Airport project is expected to be completed in 2026. The Australian and NSW Government have a joint objective of having rail connected to the Western Sydney Airport in time for its opening.

Office of Transport Safety Investigations

Total, Minor Works						137
---------------------------	--	--	--	--	--	------------

Total, Office of Transport Safety Investigations						137
---------------------------------------------------------	--	--	--	--	--	------------

Project Description	Location	Start	Complete	Estimated Total Cost \$000	Est. Expend To 30-06-24 \$000	Allocation 2024-25 \$000
---------------------	----------	-------	----------	-------------------------------	----------------------------------	--------------------------------

The Treasury

Major Works

New Works

Cyber Security Upgrades	Sydney	2024	2028	4,450		1,050
Financial Management System Upgrades	Sydney	2024	2028	9,850		2,100
Total, New Works						3,150

Works in Progress

Zero and Low Emission Vehicle Reform Project	Various	2022	2036	249,386		17,878
Total, Works in Progress						17,878

Total, Major Works

21,028

Total, Minor Works

4,864

Total, The Treasury

25,892

Infrastructure NSW

Major Works

Works in Progress

Barangaroo - Arts & Culture Projects	Barangaroo	2017	2029	19,229	2,817	4,893
Barangaroo Developer Contributions Plan	Barangaroo	2019	2026	175,424	25,710	21,473
Barangaroo Project Debt Funded Projects	Barangaroo	2020	2030	493,317	326,546	109,459
Total, Works in Progress						135,825

Total, Major Works

135,825

Total, Infrastructure NSW

135,825

NSW Self Insurance Corporation

Total, Minor Works

170

Total, NSW Self Insurance Corporation

170

Project Description	Location	Start	Complete	Estimated Total Cost \$000	Est. Expend To 30-06-24 \$000	Allocation 2024-25 \$000
---------------------	----------	-------	----------	----------------------------------	-------------------------------------	--------------------------------

Workers' Compensation (Dust Diseases) Authority

Major Works

Works in Progress

Procurement of Mobile Respiratory Units	Sydney	2022	2026	2,700	850	1,250
-----------------------------------------	--------	------	------	-------	-----	-------

Total, Works in Progress						1,250
--------------------------	--	--	--	--	--	-------

Total, Major Works						1,250
---------------------------	--	--	--	--	--	--------------

Total, Minor Works						40
---------------------------	--	--	--	--	--	-----------

Total, Workers' Compensation (Dust Diseases) Authority						1,290
---------------------------------------------------------------	--	--	--	--	--	--------------

Project Description	Location	Start	Complete	Estimated Total Cost \$000	Est. Expend To 30-06-24 \$000	Allocation 2024-25 \$000
---------------------	----------	-------	----------	----------------------------	-------------------------------	--------------------------

The Legislature

Major Works

New Works

Parliament Precinct Plan Stage 2 - Macquarie Street Accessibility	Sydney	2024	2027	7,000		245
Pecuniary Interest Register for the NSW Parliament	Sydney	2024	2025	854		854
Total, New Works						1,099

Works in Progress

Accessibility Access for Urgent Electorate Offices	Various	2023	2025	2,969	1,069	1,900
Independent Members Electorate Offices	Various	2023	2025	3,547	23	3,524
Parliament of NSW Urgent Disability access works	Sydney	2023	2025	4,756	598	4,158
Total, Works in Progress						9,582

Total, Major Works

10,681

Leases

Lease Acquisition - Electorate Offices	Various	n.a.	n.a.	n.a.	n.a.	5,894
Total, Leases						5,894

Total, Minor Works

23,518

Total, The Legislature

40,093

The following projects are being delivered by NSW general government agencies on behalf of another entity.

As the delivering agency is not expected to be the long-term owner of the completed project, the expenditure is classified as inventory rather than property, plant and equipment, consistent accounting concepts within Australian Accounting Standards AASB102. On completion these assets will be transferred to the intended owner.

Project Description	Location	Start	Complete	Estimated Total Cost \$000	Est. Expend To 30-06-24 \$000	Allocation 2024-25 \$000
---------------------	----------	-------	----------	-------------------------------	----------------------------------	--------------------------------

Infrastructure NSW

Blackwattle Bay Redevelopment Project

Blackwattle Bay Urban Redevelopment	Pymont	2020	2035	79,284	14,671	32,740
New Sydney Fish Markets - Main Works	Glebe	2020	2025	835,954	572,876	248,978

Regional Growth NSW Development Corporation

Moree Special Activation Investment	Moree	2022	2028	196,467	19,501	25,137
Parkes Special Activation Investment	Parkes	2020	2029	270,475	188,094	65,830
Snowy Mountains Special Activation Investment	Jindabyne	2022	2028	45,574	24,375	3,186
Wagga Wagga Special Activation Investment	Bomen	2020	2028	169,563	66,705	56,417

5. PUBLIC NON-FINANCIAL CORPORATIONS PROJECTS

5.1 Public non-financial corporations projects

Transport

Transport Asset Holding Entity of New South Wales	5 - 3
Sydney Ferries	5 - 3
Sydney Train	5 - 3
NSW Trains.....	5 - 4

Water

Hunter Water Corporation	5 - 5
Sydney Water Corporation	5 - 5
Water NSW.....	5 - 7

Ports

Newcastle Port Corporation (trading as Port Authority of NSW).....	5 - 8
--------------------------------------------------------------------	-------

Housing

New South Wales Land and Housing Corporation.....	5 - 9
Teacher Housing Authority of New South Wales	5 - 9

Property

Venues NSW.....	5 - 10
Sydney Opera House Trust	5 - 10
Place Management NSW	5 - 10
Landcom	5 - 11
Forestry Corporation of New South Wales.....	5 - 11

Other

Zoological Parks Board of New South Wales.....	5 - 12
Waste Assets Management Corporation.....	5 - 12

Energy

Essential Energy	5 - 13
------------------------	--------

Table 5.1: Capital investment by public non-financial corporations

Agency	2023-24 Budget \$m	Capital Expenditure		Variation ^(a) \$m
		2023-24 Revised \$m	2024-25 Budget \$m	
Transport				
Transport Asset Holding Entity of New South Wales	2,614.2	1,855.6	1,909.7	54.1
Sydney Ferries ^(b)	58.9	43.7	12.0	(31.7)
Sydney Trains ^(c)	(1,561.6)	(1,589.9)	342.5	1,932.4
NSW Trains ^(d)	(514.9)	(520.5)	157.6	678.1
Water				
Hunter Water Corporation	222.4	234.8	286.1	51.3
Sydney Water Corporation ^(e)	2,575.2	2,105.5	3,211.7	1,106.2
Water NSW ^(f)	271.9	215.6	237.3	21.6
Ports				
Newcastle Port Corporation (trading as Port Authority of NSW)	54.7	27.3	54.2	26.9
Housing				
New South Wales Land and Housing Corporation	672.5	663.6	957.5	293.9
Teacher Housing Authority of New South Wales	39.1	18.6	45.6	27.0
Property				
Venues NSW ^(g)	160.0	32.5	258.4	226.0
Sydney Opera House Trust	15.1	15.1	7.6	(7.5)
Place Management NSW	74.1	58.8	47.6	(11.2)
Landcom	3.3	6.6	1.5	(5.1)
Forestry Corporation of New South Wales	106.2	95.7	6.5	(89.2)
Other				
Zoological Parks Board of New South Wales	47.2	37.5	71.8	34.4
Waste Assets Management Corporation	1.5	1.5	0.8	(0.7)
Energy				
Essential Energy ^(h)	654.3	668.7	821.8	153.1
Total⁽ⁱ⁾	5,494.1	3,970.8	8,430.4	4,459.6

(a) The variation is from 2023-24 Revised to the 2024-25 Budget. Discrepancies between totals are due to rounding.

(b) The difference in 2024-25 between Sydney Ferries total investment in Table 5.1 and the total of agency programs in the project list represents capital expenditure on fleet maintenance.

(c) The difference in 2024-25 between Sydney Train's total investment in Table 5.1 and the total of agency programs in the project listing is due Right-of-Use assets.

(d) The difference in 2024-25 between NSW Train's total investment in Table 5.1 and the total of agency programs in the project listing is due Right-of-Use assets.

(e) The difference in 2024-25 between Sydney Water's total investment in Table 5.1 and the total of agency programs in the project listing is due to capitalised interests.

(f) The difference in 2024-25 between Water NSW's total investment in Table 5.1 and the total of agency programs in the project listing is due to leases and capitalised interests.

(g) The difference in 2024-25 between Venues NSW's total investment in Table 5.1 and the total of agency programs in the project listing is due to late updated figures provided by the agency.

(h) The difference in 2024-25 between Essential Energy's total investment in Table 5.1 and the total of agency programs in the project listing is due to the treatment of the depreciation of equipment used in the construction of assets.

(i) Public Non-Financial Corporations investment published in Table A1.9 of Budget Paper No.1 *Budget Statement* may not sum to the totals of agency programs published in Table 5.1. The difference represents intra-sector eliminations.

Project Description	Location	Start	Complete	Estimated Total Cost \$000	Est. Expend To 30-06-24 \$000	Allocation 2024-25 \$000
---------------------	----------	-------	----------	-------------------------------	-------------------------------------	--------------------------------

Transport Asset Holding Entity of New South Wales

Major Works^(a)

Works in Progress

Fixing Country Rail	Various	n.a.	n.a.	n.a.	87,281	18,601
Mariyung Fleet (New Intercity Fleet)	Various	2014	2024	n.a.	3,057,394	276,865
Rail Fleet Strategy including Future Fleet Tangara Replacement (Planning)	Various	n.a.	n.a.	n.a.	n.a.	13,229
Rail Service Improvement Program	Various	2016	n.a.	n.a.	3,811,684	408,259
Regional Rail Fleet Program	Various	2017	n.a.	n.a.	1,068,847	321,134
Safe, Accessible Transport Program	Various	n.a.	n.a.	n.a.	2,819,575	111,499
Tangara Fleet Life Extension	Various	n.a.	n.a.	n.a.	n.a.	89,726
XPT Fleet Upgrade (Planning)	Various	n.a.	n.a.	n.a.	n.a.	1,429
Total, Works in Progress						1,240,742

Total, Major Works 1,240,742

Total, Minor Works 668,923

Total, Transport Asset Holding Entity of New South Wales 1,909,665

(a) A number of Estimated Total Costs (ETCs) and dates are shown as "n.a." reflecting that the program is a rolling program. ETC is the announced project cost.

Sydney Ferries

Total, Minor Works 17,927

Total, Sydney Ferries 17,927

Sydney Trains

Leases

Lease Acquisition between \$250,000 and \$20 million ^(a)	Various	n.a.	n.a.	n.a.	n.a.	6,923
---------------------------------------------------------------------	---------	------	------	------	------	-------

Total, Leases 6,923

Total, Minor Works 63,729

Total, Sydney Trains 70,652

(a) Excludes movement in the revaluation of a Right-of-Use asset.

Project Description	Location	Start	Complete	Estimated Total Cost \$000	Est. Expend To 30-06-24 \$000	Allocation 2024-25 \$000
---------------------	----------	-------	----------	----------------------------------	-------------------------------------	--------------------------------

NSW Trains

Leases

Lease Acquisition between \$250,000 and \$20 million ^(a)	Various	n.a.	n.a.	n.a.	n.a.	223
Total, Leases						223
Total, Minor Works						6,065
Total, NSW Trains						6,288

(a) Excludes movement in the revaluation of a Right-of-Use asset.

Project Description	Location	Start	Complete	Estimated Total Cost \$000	Est. Expend To 30-06-24 \$000	Allocation 2024-25 \$000
---------------------	----------	-------	----------	----------------------------	-------------------------------	--------------------------

Hunter Water Corporation

Major Works

New Works

Enhancement of Wastewater Infrastructure	Various	2024	2034	25,966		1,241
Other Business Projects	Various	2024	2031	3,057		454
Total, New Works						1,695

Works in Progress

Enhancement of Wastewater Infrastructure	Various	2015	2036	487,831	189,613	38,259
Enhancement of Water and Sewerage Infrastructure	Various	2018	2034	187,728	87,934	15,533
Enhancement of Water Infrastructure	Various	2018	2034	1,083,882	103,207	134,163
Other Business Projects	Various	2019	2035	174,733	69,355	37,133
Total, Works in Progress						225,088

Total, Major Works

226,783

Leases

Other Business Projects	Various	2019	2034	78,662	16,879	5,905
Total, Leases						5,905

Total, Minor Works

53,460

Total, Hunter Water Corporation

286,148

Sydney Water Corporation

Major Works

Works in Progress

Austral and Leppington Wastewater Stage 3 and 4	Various	2022	2026	401,328	187,430	21,767
Blue Mountains Cascades Water Supply	Katoomba	2020	2026	38,106	37,440	647
Critical Watermain Program	Various	1998	2034	1,151,440	647,221	46,155
Greater Macarthur Growth Area - Wilton and Bingara	Wilton	2024	2032	737,308	26,322	73,600
Growth Works to Service Urban Development	Various	1995	2034	12,479,610	2,595,450	157,679
Information Technology Projects	Various	2001	2034	2,031,373	934,081	54,942
Lower South Creek / Quakers Hill / St Marys Wastewater Treatment Plant Improvement	Quakers Hill	2016	2025	640,333	440,269	52,559
Maintain Water Distribution Systems	Various	1995	2034	4,824,535	2,073,786	137,452
Maintenance Plant Renewals	Various	2001	2034	144,222	102,036	4,218

Project Description	Location	Start	Complete	Estimated Total Cost \$000	Est. Expend To 30-06-24 \$000	Allocation 2024-25 \$000
Sydney Water Corporation (cont)						
Nepean Water Filtration Plant (WFP) Stage 1	Bargo	2022	2028	123,729	35,968	44,051
North Head Wastewater Treatment Plant Biosolids Amplification	Manly	2019	2027	134,514	75,380	24,136
North West Treatment Hub Compliance Works	Various	2022	2026	222,923	96,285	117,826
Potts Hill Reservoirs cover and liner replacement	Potts Hill	2022	2025	52,927	48,303	4,388
Property Management and Acquisition	Various	2001	2034	1,223,891	556,147	65,419
Prospect Macarthur Link Infrastructure	Prospect	2020	2026	513,939	415,574	55,260
Recycled Water and Unregulated Projects	Various	2014	2034	233,940	71,226	4,792
Remote Telemetry Unit (RTU) Replacement Phase 2	Parramatta	2022	2026	16,285	8,185	4,000
Resilient & Reliable Water Supply	Various	2023	2034	2,660,525	7,403	53,613
Richmond Water Recycling and Wastewater Treatment Plant Consolidation	Various	2019	2027	193,321	55,043	69,431
Sewage Overflow Abatement	Various	1995	2034	2,459,316	1,489,820	21,253
Sewer Network Reliability Upgrades	Various	1995	2034	5,074,620	1,917,454	247,561
Stormwater Asset Renewals	Various	2008	2034	899,398	238,132	47,294
Thrive Program - workplace refit for hybrid working	Parramatta	2022	2025	10,092	6,392	3,700
Upgrade Reliability of Sewage Treatment Plants	Various	1995	2034	4,640,732	1,686,534	130,799
Upper South Creek Networks	Various	2021	2031	1,231,273	34,180	21,175
Vaucluse Diamond Bay Sewer Improvement	Vaucluse	2021	2027	115,000	15,568	10,899
Water Meter Replacement Program	Various	1995	2034	868,210	220,451	45,633
West Camden Wastewater Treatment Plant Upgrade Stage 3	Grasmere	2018	2025	219,460	191,812	27,648
West Dapto Works	Dapto	2022	2027	107,242	21,652	47,995
Winmalee Wastewater Stage 1	Winmalee	2022	2025	48,277	19,114	818
Total, Works in Progress						1,596,710
Total, Major Works						1,596,710
Total, Minor Works						1,343,130
Total, Sydney Water Corporation						2,939,840

Project Description	Location	Start	Complete	Estimated Total Cost \$000	Est. Expend To 30-06-24 \$000	Allocation 2024-25 \$000
Water NSW						
Major Works						
Works in Progress						
Broken Hill Pipeline	Broken Hill	2017	2025	382,428	381,912	516
Catchments Upgrade	Various	1998	2034	41,355	13,998	1,399
General Upgrades	Various	1999	2034	2,666,191	617,236	142,836
Integrated Surveillance Monitoring, Automation and Remote Telemetry	Various	2010	2034	27,643	23,275	261
Upper Canal Replacement	Various	2021	2034	46,268	690	2,173
Warragamba Dam General Upgrade	Warragamba	1997	2034	1,239,555	22,005	14,633
Warragamba Environmental Flows Construction	Warragamba	2018	2031	342,255	8,366	4,923
Warragamba Pipelines Upgrade	Warragamba	1998	2034	323,315	113,327	38,769
Total, Works in Progress						205,510
Total, Major Works						205,510
Leases						
Property Lease Renewal-Head Office	Parramatta	2025	2027	25,212		19,226
Total, Leases						19,226
Total, Minor Works						30,207
Total, Water NSW						254,943

Project Description	Location	Start	Complete	Estimated Total Cost \$000	Est. Expend To 30-06-24 \$000	Allocation 2024-25 \$000
---------------------	----------	-------	----------	-------------------------------	-------------------------------------	--------------------------------

Newcastle Port Corporation

Major Works

New Works

Bond One Office Refurbishment	Millers Point	n.a.	n.a.	n.a.	n.a.	n.a.
White Bay Car Park	Balmain	n.a.	n.a.	n.a.	n.a.	n.a.
Total, New Works						6,446

Works in Progress

Glebe Island - Silos Rectifications	Rozelle	n.a.	n.a.	n.a.	467	2,737
Glebe Island - Utilities and Ancillary Items	Rozelle	n.a.	n.a.	n.a.	n.a.	n.a.
Glebe Island - Wharf Works	Rozelle	n.a.	n.a.	n.a.	n.a.	n.a.
Moores Wharf - Building and Structures	Barangaroo	n.a.	n.a.	n.a.	358	3,387
Moores Wharf - Marine Infrastructure	Barangaroo	n.a.	n.a.	n.a.	3,148	906
Navigation Aid Replacement Program - Sydney	Various	n.a.	n.a.	n.a.	5,176	1,525
Overseas Passenger Terminal Berthing Infrastructure	The Rocks	2019	2025	n.a.	9,053	n.a.
Overseas Passenger Terminal Building and Structures Refurbishment	The Rocks	n.a.	n.a.	n.a.	n.a.	n.a.
Overseas Passenger Terminal Plant Replacement	The Rocks	n.a.	n.a.	n.a.	1,753	2,447
White Bay - Wharf Works	Rozelle	n.a.	n.a.	n.a.	565	1,940
White Bay Cruise Terminal Plant Refurbishment	Balmain	2018	2030	n.a.	n.a.	n.a.
Total, Works in Progress						25,377

Total, Major Works						31,823
---------------------------	--	--	--	--	--	---------------

Leases

Lease acquisitions between \$250,000 and \$20 million	Millers Point	n.a.	n.a.	n.a.	n.a.	10,801
Total, Leases						10,801

Total, Minor Works						11,553
---------------------------	--	--	--	--	--	---------------

Total, Newcastle Port Corporation						54,177
------------------------------------------	--	--	--	--	--	---------------

Project Description	Location	Start	Complete	Estimated Total Cost \$000	Est. Expend To 30-06-24 \$000	Allocation 2024-25 \$000
---------------------	----------	-------	----------	----------------------------	-------------------------------	--------------------------

New South Wales Land and Housing Corporation

Major Works

New Works

Social Housing - Asset Improvement	Various	2024	2028	1,286,360		322,140
------------------------------------	---------	------	------	-----------	--	---------

Total, New Works						322,140
-------------------------	--	--	--	--	--	----------------

Works in Progress

Pilot for Modular Homes - New Supply	Various	2023	2025	8,001	207	7,794
--------------------------------------	---------	------	------	-------	-----	-------

Regional Housing Program - New Supply	Various	2023	2029	152,463	3,067	40,058
---------------------------------------	---------	------	------	---------	-------	--------

Social Housing - New Supply	Various	2023	2034	1,593,666	145,315	338,121
-----------------------------	---------	------	------	-----------	---------	---------

Social Housing Accelerator Agreement	Various	2023	2030	423,319	54,875	217,682
--------------------------------------	---------	------	------	---------	--------	---------

Total, Works in Progress						603,655
---------------------------------	--	--	--	--	--	----------------

Total, Major Works						925,795
---------------------------	--	--	--	--	--	----------------

Leases

Lease Acquisitions - Property and Fleet	Various	2021	2034	417,271	119,249	28,453
-----------------------------------------	---------	------	------	---------	---------	--------

Total, Leases						28,453
----------------------	--	--	--	--	--	---------------

Total, Minor Works						3,250
---------------------------	--	--	--	--	--	--------------

Total, New South Wales Land and Housing Corporation						957,498
------------------------------------------------------------	--	--	--	--	--	----------------

Teacher Housing Authority of New South Wales

Major Works

Works in Progress

Housing Package - Key Worker Housing - Teacher Housing	Various	2022	2026	94,365	42,593	39,641
--------------------------------------------------------	---------	------	------	--------	--------	--------

New Houses to Meet Demand Growth	Various	2022	2024	7,970	1,988	5,982
----------------------------------	---------	------	------	-------	-------	-------

Total, Works in Progress						45,623
---------------------------------	--	--	--	--	--	---------------

Total, Major Works						45,623
---------------------------	--	--	--	--	--	---------------

Total, Teacher Housing Authority of New South Wales						45,623
------------------------------------------------------------	--	--	--	--	--	---------------

Project Description	Location	Start	Complete	Estimated Total Cost \$000	Est. Expend To 30-06-24 \$000	Allocation 2024-25 \$000
---------------------	----------	-------	----------	----------------------------	-------------------------------	--------------------------

Venues NSW

Major Works

Works in Progress

Accor Stadium - Stand Naming	Sydney Olympic Park	2023	2025	900	146	754
Condition Assessment - Newcastle and Wollongong assets	Various	2022	2025	17,760	6,132	11,628
McDonald Jones Stadium Video Screen Upgrade	Broadmeadow	2023	2024	2,150	1,808	342
Penrith Stadium	Penrith	2023	2026	309,000	5,000	100,000
Precinct Planning - Sydney Cricket Ground Precinct	Moore Park	2023	2025	1,000	929	71
Sydney Football Stadium	Sydney	2019	2024	828,000	819,961	8,039
Village Precinct and Parking Project - Sydney Cricket Ground Precinct	Moore Park	2023	2026	184,800	10,704	70,803
Total, Works in Progress						191,637
Total, Major Works						191,637
Total, Minor Works						52,095
Total, Venues NSW						243,732

Sydney Opera House Trust

Total, Minor Works						7,604
Total, Sydney Opera House Trust						7,604

Place Management NSW

Major Works

Works in Progress

Bays West Urban Renewal	Rozelle	2024	2025	13,818	3,500	10,318
Darling Harbour Public Domain Upgrade	Sydney	2012	2034	134,163	55,294	23,764
International Convention Centre Sydney: Furniture, Fittings and Equipment	Sydney	2023	2034	72,557	5,514	7,320
The Rocks Public Domain Upgrade	The Rocks	2012	2034	69,988	30,697	6,232
Total, Works in Progress						47,634
Total, Major Works						47,634
Total, Place Management NSW						47,634

Project Description	Location	Start	Complete	Estimated Total Cost \$000	Est. Expend To 30-06-24 \$000	Allocation 2024-25 \$000
---------------------	----------	-------	----------	----------------------------------	-------------------------------------	--------------------------------

Landcom

Total, Minor Works						1,450
---------------------------	--	--	--	--	--	--------------

Total, Landcom						1,450
-----------------------	--	--	--	--	--	--------------

Forestry Corporation of New South Wales

Total, Minor Works						6,538
---------------------------	--	--	--	--	--	--------------

Total, Forestry Corporation of New South Wales						6,538
-------------------------------------------------------	--	--	--	--	--	--------------

Project Description	Location	Start	Complete	Estimated Total Cost \$000	Est. Expend To 30-06-24 \$000	Allocation 2024-25 \$000
---------------------	----------	-------	----------	----------------------------	-------------------------------	--------------------------

Zoological Parks Board of New South Wales

Major Works

Works in Progress

New Serengeti Plains Visitor Experience and Eco-Accommodation Tourism Infrastructure Project	Dubbo	2022	2026	39,049	1,969	19,198
NSW Centre for Wildlife Rescue, Conservation Medicine and Species Recovery at Taronga Zoo and Taronga Western Plains Zoo	Various	2020	2026	91,265	41,434	27,585
Taronga Rewilding Reserve Project	Mosman	2022	2026	13,463		2,963
Taronga Zoo Commercial Buildings and Infrastructure Upgrade	Mosman	2019	2034	112,035	11,623	3,982
Taronga Zoo Sydney Sky Safari	Mosman	2021	2026	105,625	7,074	4,549
Visitor Experience - Taronga Western Plains Zoo	Dubbo	2014	2028	48,495	38,882	2,950
Visitor Experience - Taronga Zoo	Mosman	2014	2028	114,554	89,358	7,258
Total, Works in Progress						68,485

Total, Major Works 68,485

Total, Minor Works 3,350

Total, Zoological Parks Board of New South Wales 71,835

Waste Assets Management Corporation

Major Works

New Works

Replacement of Site Fencing	Castlereagh	2024	2033	300		50
Total, New Works						50

Works in Progress

In-house Monitoring of Additional and Replacement Equipment	Eastern Creek	2021	2033	380	100	40
Maintenance and Upgrade Works of Power Station Engines	Eastern Creek	2022	2033	3,900	1,120	560
New Gas Infrastructure for Eastern Creek	Eastern Creek	2021	2033	650	300	100
Total, Works in Progress						700

Total, Major Works 750

Total, Minor Works 30

Total, Waste Assets Management Corporation 780

Project Description	Location	Start	Complete	Estimated Total Cost \$000	Est. Expend To 30-06-24 \$000	Allocation 2024-25 \$000
---------------------	----------	-------	----------	----------------------------------	-------------------------------------	--------------------------------

Essential Energy

Major Works

New Works

Essential Electricity Property - relocation of Lismore Depot	Lismore	2025	2026	11,300		8,600
Essential Water	Various	2023	2035	257,223	13,607	23,341
Intium Unregulated business Build Own Operate and Maintain (BOOM) assets	Various	2023	2034	771,226	6,153	25,483
Substation	Various	2024	2029	229,164	11,609	110,101
Total, New Works						167,525

Works in Progress

Essential Water	Various	2019	2034	15,897	1,031	1,278
Moree Special Activation Precinct	Moree	2023	2026	17,783	225	8,741
Quorn Park Solar Farm	Parkes	2023	2025	14,885	3,029	11,856
Substation	Various	2023	2034	5,117,112	529,745	465,165
Total, Works in Progress						487,040

Total, Major Works						654,565
---------------------------	--	--	--	--	--	----------------

Total, Minor Works						184,887
---------------------------	--	--	--	--	--	----------------

Total, Essential Energy						839,452
--------------------------------	--	--	--	--	--	----------------